

---

# **Capital Budget Fiscal Briefing**

---

**Department of Legislative Services  
Office of Policy Analysis  
Annapolis, Maryland**

**February 2023**

## **Contributing Staff**

### ***Writers***

Matthew D. Klein

### ***Reviewers***

Ryan Bishop  
Victoria L. Gruber  
David C. Romans

## **For further information concerning this document contact:**

Library and Information Services  
Office of Policy Analysis  
Department of Legislative Services  
90 State Circle  
Annapolis, Maryland 21401

Baltimore Area: 410-946-5400 • Washington Area: 301-970-5400

Other Areas: 1-800-492-7122, Extension 5400

TTY: 410-946-5401 • 301-970-5401

TTY users may also use the Maryland Relay Service  
to contact the General Assembly.

Email: [libr@mlis.state.md.us](mailto:libr@mlis.state.md.us)

Home Page: <http://mgaleg.maryland.gov>

The Department of Legislative Services does not discriminate on the basis of age, ancestry, color, creed, marital status, national origin, race, religion, gender, gender identity, sexual orientation, or disability in the admission or access to its programs, services, or activities. The Department's Information Officer has been designated to coordinate compliance with the nondiscrimination requirements contained in Section 35.107 of the Department of Justice Regulations. Requests for assistance should be directed to the Information Officer at the telephone numbers shown above.

# Capital Program

## Budget Change Fiscal 2023-2024 (\$ in Millions)

	<u>2023</u>	<u>2024</u>	<u>\$ Change</u>	<u>% Change</u>
<b>Funds*</b>				
General Obligation Bonds	\$1,209.4	\$1,206.6	-\$2.8	-0.2%
Bond Premiums Proceeds	40.8	0.0	-40.8	-100.0%
General Funds	2,291.0	817.3	-1,473.7	-64.2%
Special Funds	652.8	960.3	307.5	47.1%
Federal Funds	571.8	158.2	-413.6	-72.3%
Revenue Bonds (Built to Learn Act)	480.0	447.2	-32.8	-6.8%
Revenue Bonds (Academic Revenue)	30.0	30.0	0.0	0.0%
<b>Uses</b>				
State Facilities	\$370.2	\$200.0	-\$170.2	-46.0%
Health/Social	175.2	82.6	-92.6	-52.9%
Environment	1,088.7	907.6	-181.1	-16.6%
Public Safety	52.4	71.9	19.5	37.2%
Education	1,257.3	1,105.2	-152.1	-12.1%
Higher Education	747.1	453.8	-293.3	-39.3%
Housing/Economic Development	637.9	253.0	-384.9	-60.3%
Local Projects and Legislative Initiatives	728.5	378.5	-350.0	-48.0%
Transportation (WMATA and Howard Street Tunnel)	218.5	167.0	-51.5	-23.6%
<b>Total</b>	<b>\$5,275.8</b>	<b>\$3,619.6</b>	<b>-\$1,656.2</b>	<b>-31.4%</b>

WMATA: Washington Metropolitan Area Transit Authority

\*Excludes Maryland Department of Transportation.

Note: Bond premium figures are adjusted to reflect \$219 million underattainment in fiscal 2023, which is replaced with a proposed \$219 million general fund pay-as-you-go fiscal 2023 deficiency. General funds include \$273 million in the Dedicated Purpose Account including \$167 million for WMATA grants and \$100 million set aside for legislative initiatives. Special funds include \$310 million from the Fiscal Responsibility Fund including \$268.5 million supporting the Public School Construction Program. Federal funds include \$76 million of federal funds authorized through the Infrastructure Investment and Jobs Act budgeted in the Water Quality and Drinking Water Revolving Loan Programs administered by the Maryland Department of the Environment.

## Funding Highlights and Other Considerations

- Fiscal 2024 New General Obligation (GO) Bond Authorization Level of \$1.205 Billion Is Consistent with the Spending Affordability Committee (SAC) Recommendation:*** The authorization level is \$80 million higher than what was planned in the 2022 *Capital Improvement Program* (CIP) and will be used to address construction inflation that has increased at an average annual rate of 14% since calendar 2020.
- Annual Authorization Levels to Remain at Fiscal 2024 Level through Planning Period:*** This adds \$270 million above what was programmed in the 2022 CIP but is \$295 million less than what the SAC recommended level would provide through the 2026 session.

### Future Annual Authorization Levels Below SAC Recommendation 2023-2026 Session

	<u>2023</u>	<u>2024</u>	<u>2025</u>	<u>2026</u>	<u>Total</u>
2022 CIP 1%	\$1,125	\$1,135	\$1,145	\$1,155	<b>\$4,560</b>
SAC 4%	1,205	1,255	1,300	1,355	<b>\$5,115</b>
2023 CIP	1,205	1,205	1,205	1,205	<b>\$4,820</b>
Variance 2022	80	80	60	50	<b>\$270</b>
Variance SAC	0	-50	-95	-150	<b>-\$295</b>

- Increased Reliance on General Fund Pay-as-you-go (PAYGO):*** The plan to hold annual GO bond authorization levels at \$1.205 billion through the planning period is offset by increased programmed levels of general fund PAYGO. An additional \$548 million of general fund PAYGO is planned through the 2026 session.

### Increased Use of PAYGO General Funds 2023-2026 Session

	<u>2023</u>	<u>2024</u>	<u>2025</u>	<u>2026</u>	<u>Total</u>
2022 CIP	\$457.3	\$457.5	\$462.5	\$441.0	<b>\$1,818.3</b>
2023 CIP	817.3	572.0	556.4	421.0	<b>\$2,366.7</b>
Variance	360.0	114.5	93.9	-20.0	<b>\$548.4</b>

- Rising Interest Rates Impact Capital Program:*** Rising interest rates have lowered bond premium estimates, which are estimated to be insufficient to fund all the \$260 million in capital projects supported by premiums in the fiscal 2023 capital budget. A \$219 million general fund PAYGO deficiency is proposed as a source of

replacement funds. Rising interest rates also impact interest sensitive revenue bond funded capital initiatives like Built to Learn (BTL) school construction.

- ***Capital PAYGO Funds Allocated to the Dedicated Purpose Account (DPA):*** The budget includes \$273.3 million of general funds in the DPA, including \$167 million for Washington Metropolitan Area Transit Authority (WMATA) grants, \$100 million earmarked for legislative initiatives, and \$6.3 million to continue the advanced funding for the new veterans home in Sykesville. The CIP programs the use of general funds to support WMATA grants through the five-year planning period.
- ***Fiscal Responsibility Funds Enhance the Capital Program in Fiscal 2024:*** The budget provides \$310 million from the Fiscal Responsibility Fund to support K-12 and higher education capital spending. This includes \$268.5 million supporting the Public School Construction Program, \$17.6 million for University System of Maryland (USM) projects, and \$19 million supporting facilities renewal projects at community colleges including Baltimore City Community College (BCCC).
- ***Facilities Renewal:*** The budget does not provide funding for facilities renewal projects managed by the Department of General Services (DGS). The \$110 million budgeted for this purpose in fiscal 2023 remains unspent in the DPA; the operational capacity to manage this level of funding is proving problematic. The budget does continue an enhancement begun in fiscal 2023 for facilities renewal at community colleges with \$19 million supporting facilities renewal projects at community colleges including BCCC for this purpose.
- ***Transfer Tax Revenues:*** The budget includes \$408 million of transfer tax revenues comprised of \$286 million of estimated fiscal 2024 revenues and \$122.3 million in overattainment of fiscal 2022 revenues. This is \$53 million more than the amount budgeted for fiscal 2023. Capital programs supported by the transfer tax receive \$323 million in fiscal 2024 compared to \$280 million in fiscal 2023, an increase of \$43 million. The December 2022 revenue estimates suggest a fiscal 2023 underattainment of \$27 million that would be applied to fiscal 2025.

## Changes in Transfer Tax Revenues and Impact on Capital Programs Fiscal 2023-2024

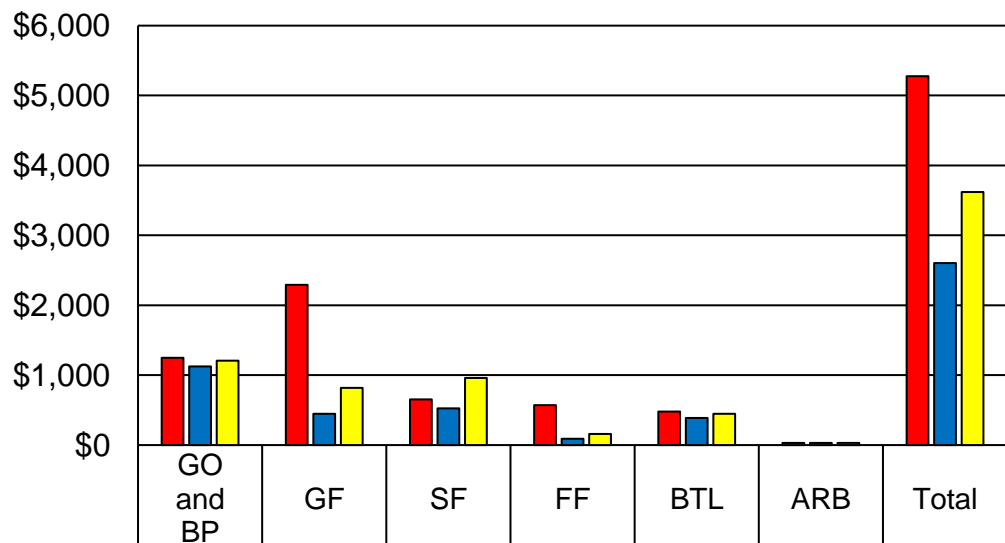
	<u>2023</u>	<u>2024</u>	<u>Difference</u>
Revenue Estimate	\$306.5	\$286.1	-\$20.4
Over/Underattainment Adjustment	48.5	122.3	73.8
<b>Total Revenues</b>	<b>\$355.0</b>	<b>\$408.4</b>	<b>\$53.4</b>
<b>Total to Capital Program</b>	<b>\$280.2</b>	<b>\$323.7</b>	<b>\$43.5</b>

- ***School Construction:*** The budget provides \$1.091 billion for public school facilities highlighted by \$485 million for the traditional public school construction program and \$447 million of BTL revenue bonds.
- ***Treatment of Mandates:*** The capital budget provides \$353 million for capital mandates. This includes an additional \$200 million of recently enacted or amended mandates above what was programmed in the 2022 CIP for fiscal 2024, highlighted by \$129 million mandated through the Great Maryland Outdoors Act (Chapter 39 of 2022) and an additional \$50 million for the Healthy School Facility Fund, for a total of \$90 million for the program.
- ***Preauthorized Legislative Priorities:*** The 2022 session capital budget bill included \$355 million for local legislative priorities preauthorized for fiscal 2024. The budget as submitted provides \$243 million for some of these priorities but not all, highlighted by \$100 million for the relocation of the Federal Bureau of Investigation (FBI) Headquarters; a provision in the bill makes this funding contingent upon an agreement being reached to relocate the FBI headquarters to Maryland. Absent an agreement, the \$100 million would be made available to support the Public School Construction Program.
- ***Federal Infrastructure Funding:*** The budget provides \$76 million of federal funds authorized through the Infrastructure Investment and Jobs Act (IIJA) budgeted in the Water Quality and Drinking Water revolving loan programs administered by the Maryland Department of the Environment (MDE). This is in addition to the \$155 million received in fiscal 2023 and is part of a multi-year federal authorization that would provide \$1.1 billion of support for water quality and watershed implementation plan infrastructure. The budget does not include additional IIJA funds to support broadband infrastructure, but the State is still expecting to receive a minimum of \$100 million through the IIJA for broadband; the amount that would be applied to infrastructure is undetermined.

## Fiscal 2024 Capital Program

The exhibit below compares by funding source the fiscal 2023 capital program to what was programmed for fiscal 2024 in the 2022 CIP and the fiscal 2024 budget as introduced. The exhibit immediately after makes the same comparison by funding category. Overall, the fiscal 2024 capital budget totals \$3.620 billion in all funds, which is \$1.656 billion less than the fiscal 2023 capital program but \$1.016 billion over the amount programmed for fiscal 2024 in the 2022 CIP.

### Fiscal 2024 Capital Funding by Major Source Fiscal 2023 Actual Compared to Fiscal 2024 (\$ in Millions)

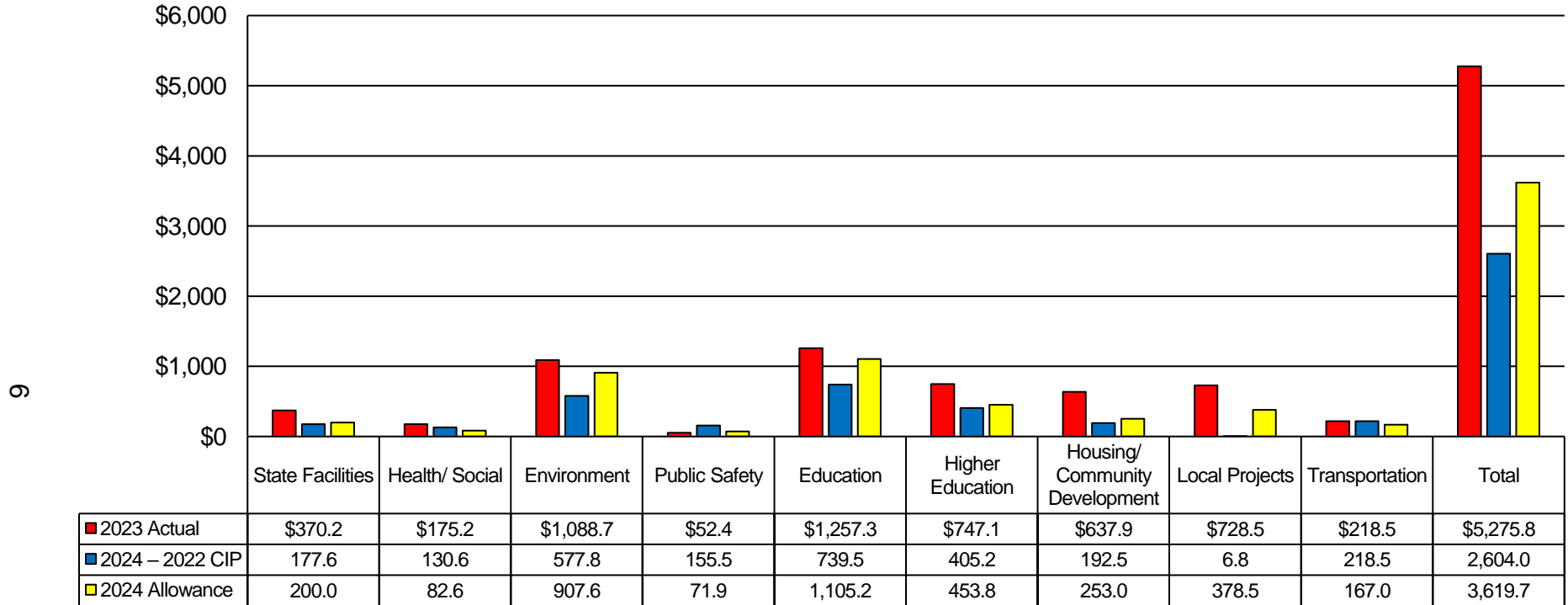


■ Fiscal 2023 Actual	\$1,250.2	\$2,291.0	\$652.8	\$571.8	\$480.0	\$30.0	\$5,275.8
■ Fiscal 2024 (2022 CIP)	1,125.0	445.3	523.4	90.4	390.0	30.0	2,604.1
■ Fiscal 2024 Budget (2023 CIP)	1,206.6	817.3	960.3	158.2	447.2	30.0	3,619.6

ARB: Academic Revenue Bond  
 BP: bond premium  
 BTL: Built to Learn  
 CIP: *Capital Improvement Program*  
 GF: general fund  
 GO: general obligation  
 FF: federal fund  
 SF: special fund

Source: Department of Budget and Management

# **Fiscal 2024 Capital Funding by Major Category** **Fiscal 2023 Actual Compared to Fiscal 2024** **(\$ in Millions)**



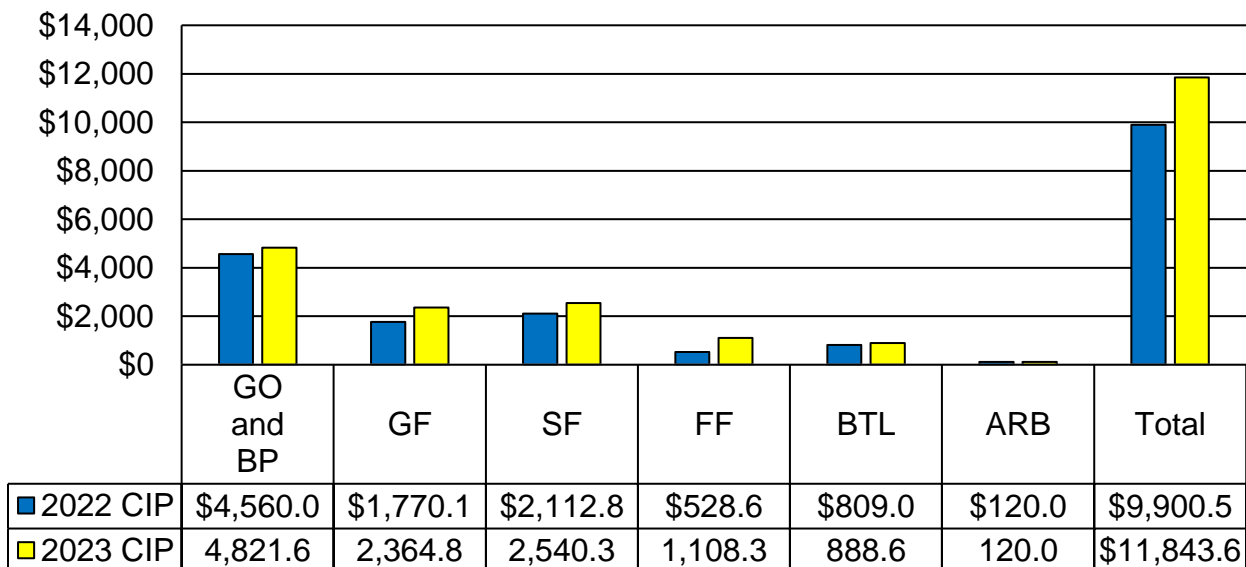
CIP: *Capital Improvement Program*

Source: Department of Budget and Management



The next three exhibits compare programmed funding levels in the 2022 CIP and the 2023 CIP for the four years that the two programs overlap – fiscal 2024 through 2027. Overall, the 2023 CIP programs \$11.843 billion over the four years compared to \$9.900 billion in the 2022 CIP, an increase of \$1.943 billion, or 19.6%. Increased planned GO bond authorization levels add \$261 million, greater use of general fund PAYGO above programmed levels adds another \$594 million, and federal funds increase by \$580 million primarily due to anticipated federal IIJA funding budgeted in the Water Quality and Drinking Water Revolving Loan programs administered by MDE.

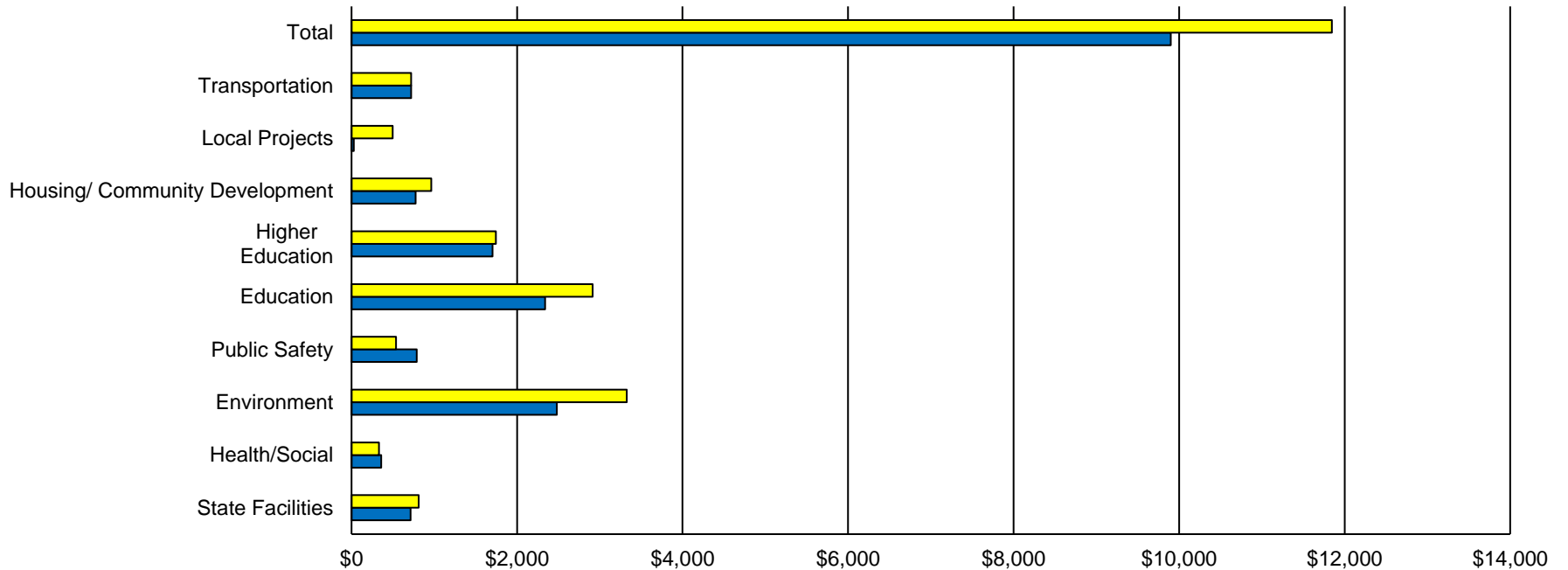
**2023 CIP Compared to 2022 CIP Capital Program  
By Funding Source  
Fiscal 2024-2027  
(\$ in Millions)**



ARB: Academic Revenue Bonds  
 BP: Bond Premium  
 BTL: Built to Learn  
 CIP: *Capital Improvement Program*  
 GF: General Fund  
 GO: general obligation  
 FF: Federal Fund  
 SF: Special Fund

Source: Department of Budget and Management

**2023 CIP Compared to 2022 CIP Capital Program  
By Funding Category  
Fiscal 2024-2027  
(\$ in Millions)**

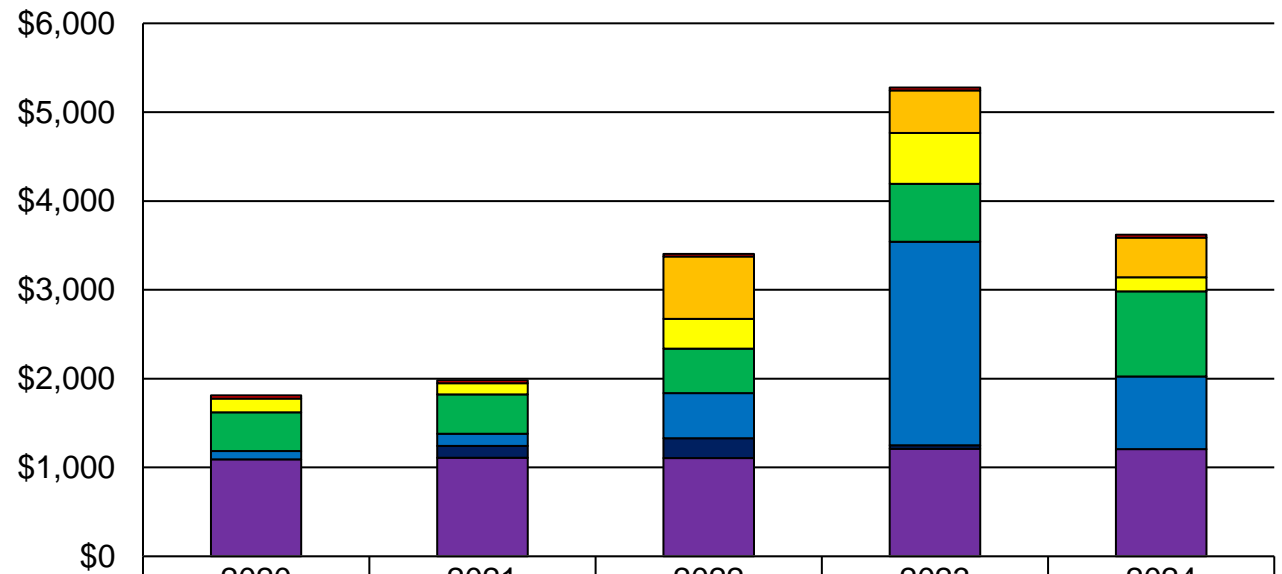


	State Facilities	Health/Social	Environment	Public Safety	Education	Higher Education	Housing/ Community Development	Local Projects	Transportation	Total
Total 2023 CIP	\$810.0	\$332.7	\$3,325.5	\$536.2	\$2,912.2	\$1,744.6	\$965.1	\$498.8	\$719.5	\$11,844.6
Total 2022 CIP	713.9	359.7	2,479.3	786.8	2,339.4	1,702.1	772.7	27.0	719.5	9,900.5

CIP: *Capital Improvement Program*

Source: Department of Budget and Management

**Capital Program by Fund Source**  
**Fiscal 2020-2024**  
**(\$ in Millions)**



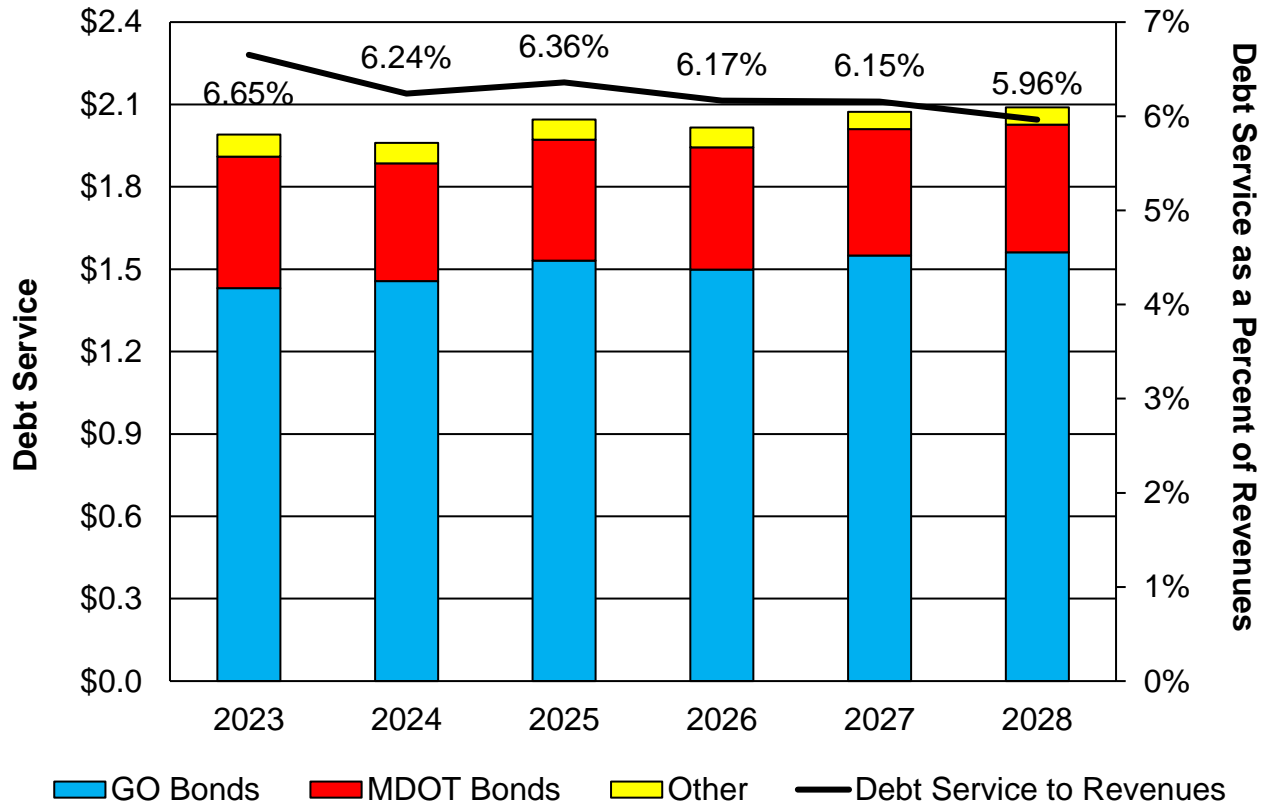
	2020	2021	2022	2023	2024
Revenue Bonds (Academic Revenue)	\$34.0	\$32.0	\$30.0	\$30.0	\$30.0
Revenue Bonds (Built to Learn)	0.0	0.0	699.3	480.0	447.2
Federal Funds	155.9	124.5	335.9	571.8	158.2
Special Funds	437.1	441.8	499.9	652.8	960.3
General Funds	91.9	137.1	509.5	2,291.0	817.3
Bond Premiums Proceeds	0.0	136.0	222.9	40.8	0.0
General Obligation Bonds	1,092.2	1,108.1	1,106.4	1,209.4	1,206.6

Source: Department of Budget and Management

## Strong Revenues Impact Affordability

The State's current strong revenue collections result in improved debt affordability ratios. State policy limits debt service to 8% of revenues. The current strong revenue collects are projected to keep this ratio in the low 6% range through the planning period. The low ratio saves authorizations for future budgets and provides capacity should there be an economic downturn.

**Debt Service as a Percent of Revenues Affordability Ratio**  
Fiscal 2023-2028  
(\$ in Billions)



GO: general obligation  
MDOT: Maryland Department of Transportation

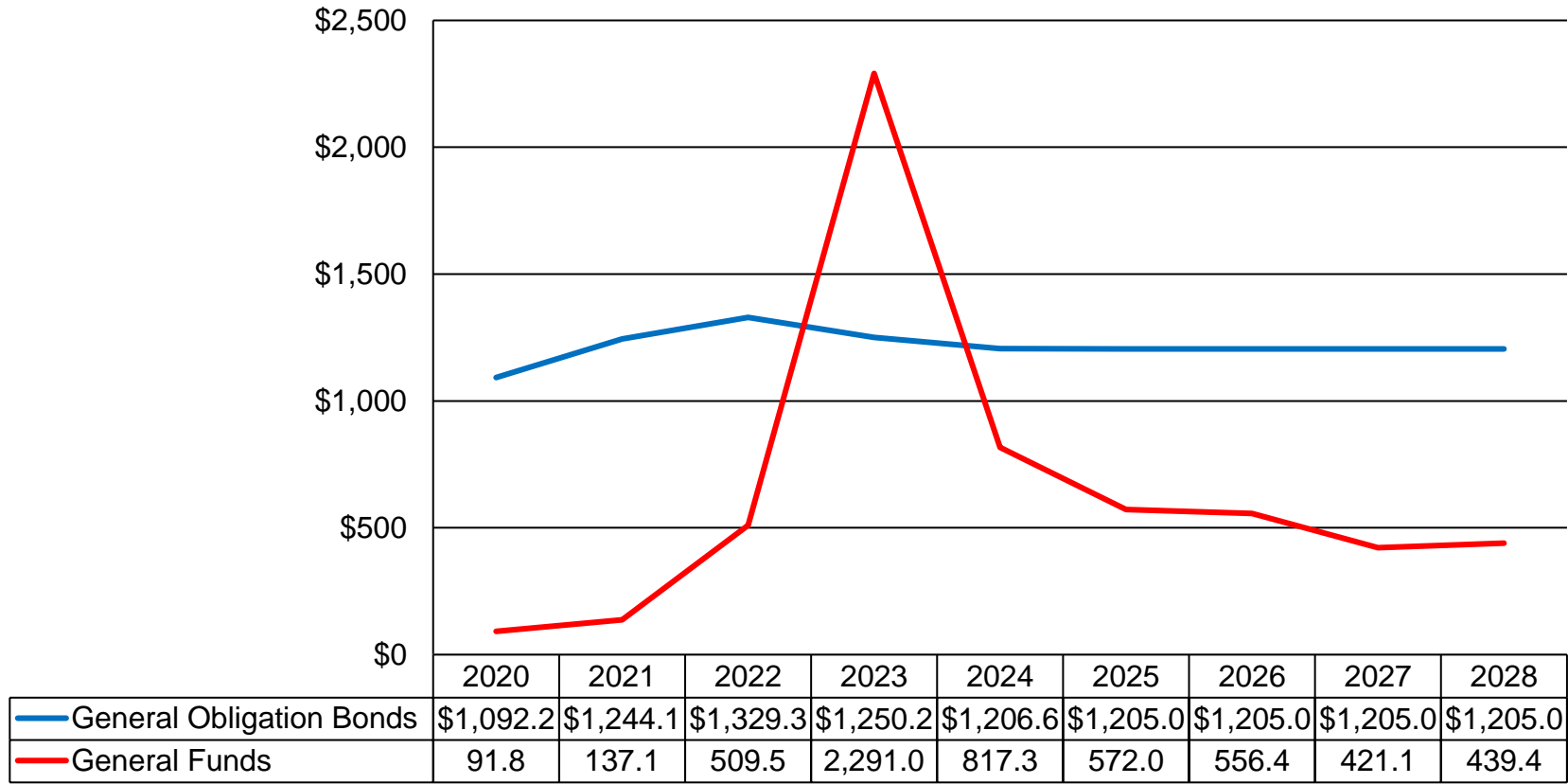
Source: State Treasurer's Office

## **Strong Fiscal Outlook – Greater General Fund Support of Capital Program**

The plan to hold annual GO bond authorization levels at \$1.205 billion through the planning period is offset by increased programmed levels of general fund PAYGO. An additional \$548 million of general fund PAYGO is planned through the 2026 session, including \$360 million more in fiscal 2024 than planned.

Supported with a strong fund balance, SAC policy included expansion of one-time uses of the surplus to expand the capital program. Prior to fiscal 2022, the level of general fund support for the capital program was limited. The improved State fiscal outlook allowed for greater general fund support in fiscal 2022, eclipsing \$500 million, which at the time was a historic level of general funds applied to the capital program. This expansion continued in fiscal 2023, resulting in more general funds than GO bond proceeds. The \$817.3 million budgeted for fiscal 2024, while below fiscal 2023, still represents 40% of total GO bond and general funds. The spending plan outlined in the 2023 CIP would continue to support the capital program with a significant level of general funds, averaging \$500 million annually through the planning period.

# **General Obligation Proceeds and General Fund Components of Capital Program** **Fiscal 2020-2028** **(\$ in Millions)**

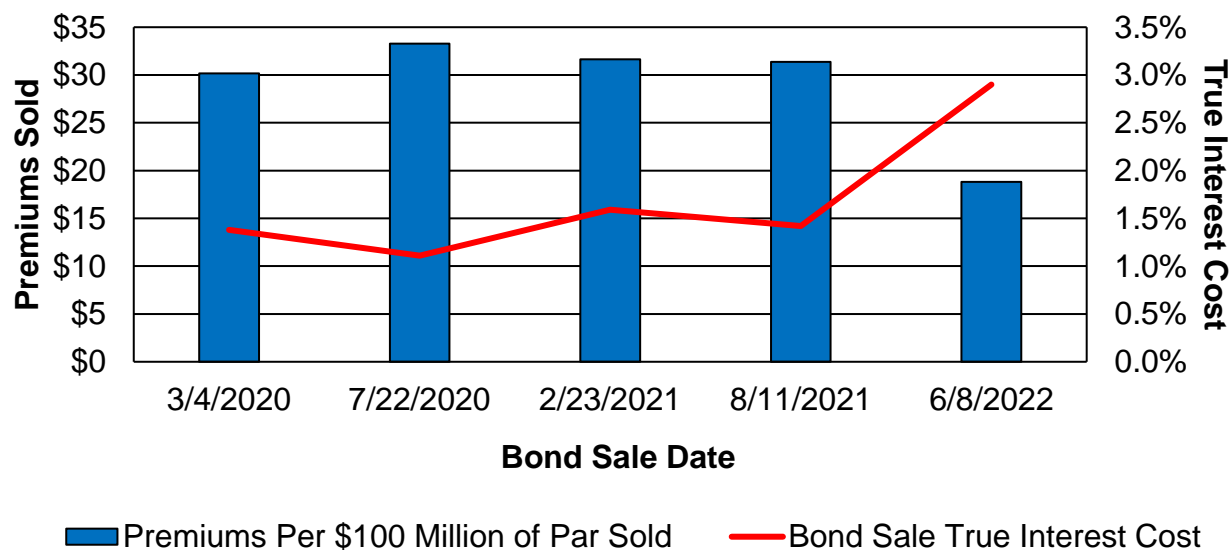


Source: Department of Budget and Management

## Rising Interest Rates – Impact on Bond Premiums

In recent years the capital program has been supported with bond premium proceeds as a source of supplemental funding. From fiscal 2019 through 2023, a total of \$688 million of bond premium proceeds contributed to capital spending. Interest rates, however, have increased, ending a period of historically low rates. For example, *The Bond Buyer* 20-Bond Index of state and municipal bonds increased from below 3% in early April 2022 to over 4% in September 2022. Interest rates have moderated since September but are still well above what rates were at the beginning of calendar 2022. The June 2022 bond sale's premiums were substantially lower than projected. Higher rates also reduce anticipated premiums for the March 2023 bond sale. As a result, premiums are estimated to be insufficient to fund all of the \$260 million in capital projects supported by premiums in the fiscal 2023 capital budget. A \$219 million general fund PAYGO deficiency is proposed as a source of replacement funds for these capital projects. No premiums are included in the fiscal 2024 capital program or programmed in the 2023 CIP.

**Bond Sale Premiums Per \$100 Million in Par Value  
Calendar 2020-2022  
(\$ in Millions)**



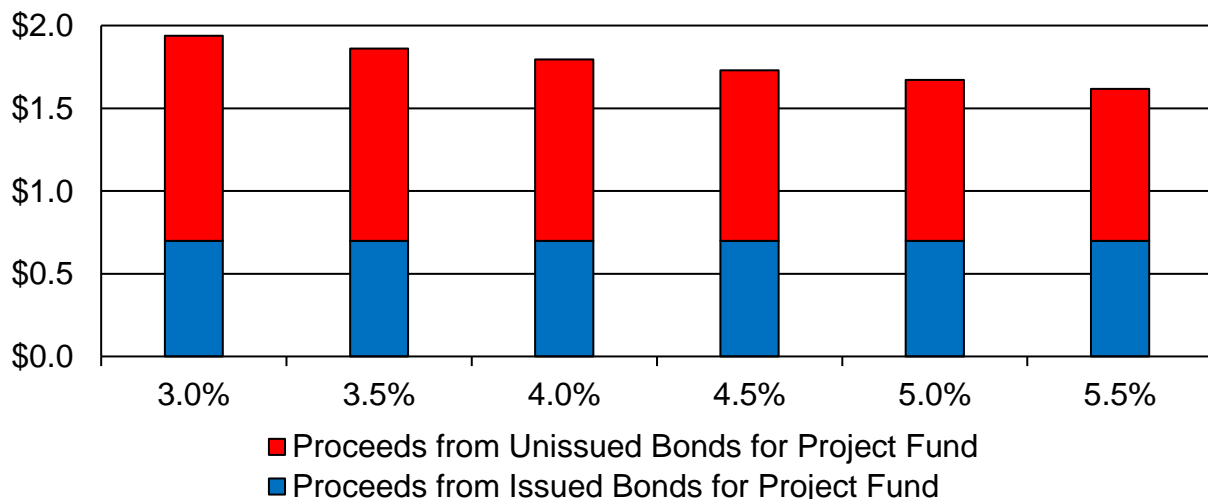
Source: State Treasurer's Office

## Impact of Rising Interest Rates on Interest Sensitive Authorizations

Rising interest rates also impact several capital initiatives funded with dedicated revenues where the amount of debt service is fixed. Total available funding for these programs depends on what the interest rate is when the bonds are sold. Higher interest rates reduce bond proceeds.

- ***Built to Learn:*** After deducting appropriations for the Prince George's County public-private partnership, BTL gets \$100 million per year beginning in fiscal 2026 to fund debt service on bonds issued by the Maryland Stadium Authority (MSA). As much as \$2 billion was anticipated for BTL when the program was enacted in the 2021 session. However, higher interest rates are expected to reduce the total amount available.
- ***Pimlico and Laurel Park:*** The Racing and Community Development Act appropriates \$17 million annually for debt service for improvements at Pimlico and Laurel Park. When enacted in 2020, the legislation aspired to realize \$375 million in bond proceeds. Higher interest rates have reduced anticipated proceeds.
- ***Hagerstown Multi-Use Sports and Events Facility:*** This project receives \$3.75 million annually for debt service. MSA anticipated \$75 million in bond proceeds, but the sale realized only \$70 million in proceeds.

### Effect of Increasing Interest Rates on Proceeds for Built to Learn Bonds Average Interest Rate of Remaining Bond Sales (\$ in Billions)



Source: Maryland Stadium Authority



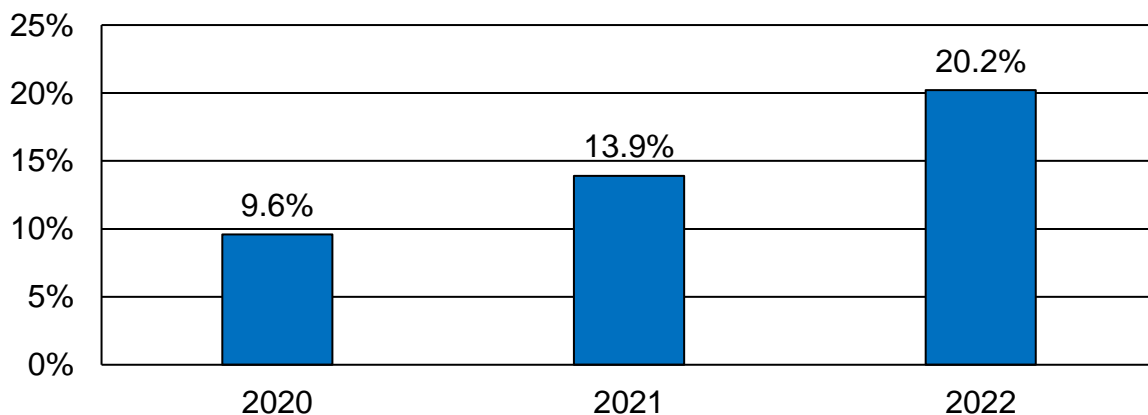
## Impact of Construction Inflation

Regional construction inflation continues to increase on a year-over-year basis, from 9.6% in calendar 2020 to 20.2% through January 2023. This equates to an average annual increase of 14%.

This period of high construction inflation, which began with the onset of the COVID-19 pandemic, has complicated cost estimating for State-owned projects as rising construction costs exceed the escalation rates used in the State's cost estimating process. As a result, projects programmed in the CIP either currently underway or scheduled to start in fiscal 2024 will require more funds than programmed in the 2022 CIP. There is more certainty about the level of funding needed to fully fund projects already underway, and the cost figures presented in the CIP in some instances reflect the negotiated construction contract costs. However, projects not scheduled to commence construction until fiscal 2024 will require, in some instances, significantly more than the amount programmed in the prior year CIP. In addition, the project costs as adjusted by the Department of Budget and Management (DBM) may still fall short of construction bids and require an allocation from the State Construction Contingency Fund or supplemental funding in next year's capital budget.

The increased GO bond authorization level for fiscal 2024 adds \$80 million over programmed levels to help address escalating project costs to the fiscal 2024 capital program above what was programmed in the 2022 CIP. SAC recommended annual 4% increases in the level of new GO bond authorizations, but as previously discussed, the CIP holds annual authorization levels through the planning period to the same amount authorized for fiscal 2024.

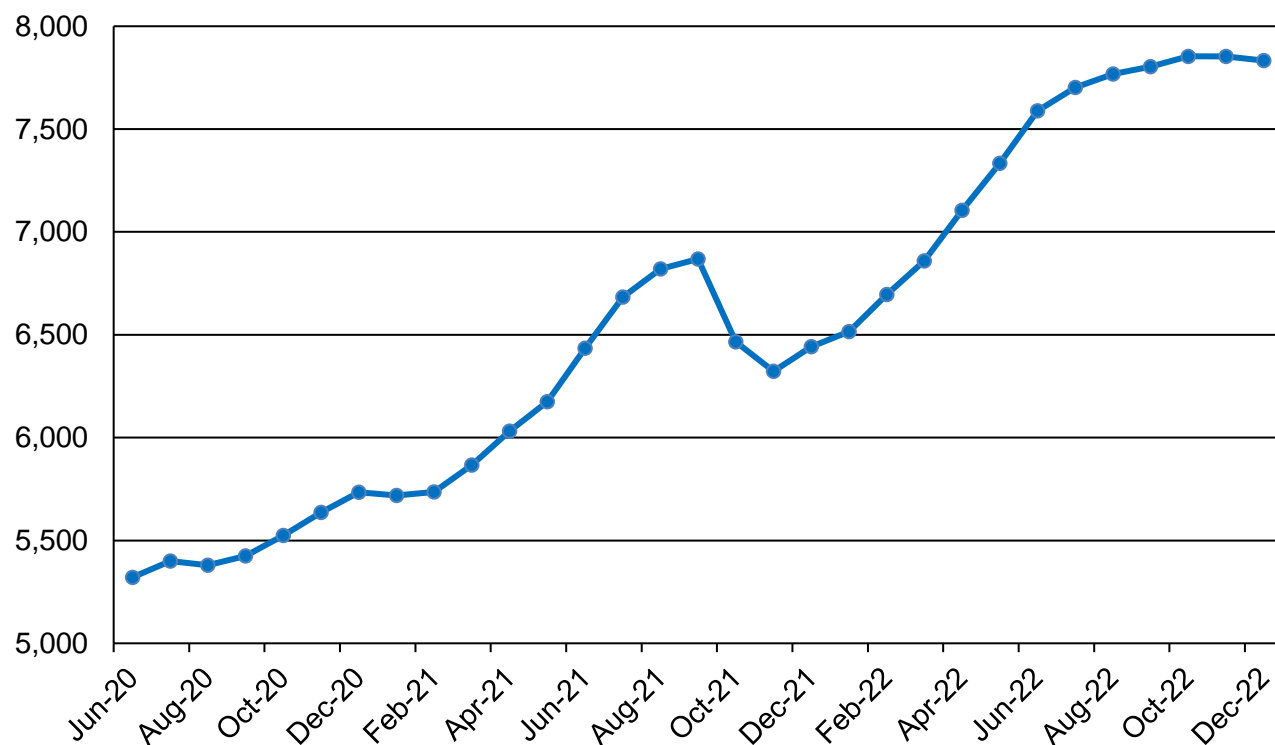
### Building Cost Year-over-year Escalation Baltimore Region Calendar 2020-2022



Source: Engineering News Record

There is also risk that cost estimates for projects programmed in the out-years of the CIP are understated. To account for the impacts of inflation in the construction market, it is standard policy to apply out-year annual inflation factors in the cost estimating process. For instance, for cost estimates supporting the 2022 session requests, DBM only increased the calendar 2021 rate from 4.5% to 5.0%, which was well below the almost 14% regional rate. DBM increased the escalation rate for calendar 2022 to 9.0% to capture some market escalation in cost estimates used to support 2023 session projects, but that was well below the 20% regional rate. For calendar 2023, DBM has set the escalation rate at just 5%; this could end up being well below the rate experienced in the market, potentially leaving some projects bid during fiscal 2024 underfunded. On the positive side, construction inflation indices increased through October 2022 have leveled off and decreased in both December 2022 and January 2023.

### **Building Cost Index Escalation – Baltimore Region** June 2020 through January 2023

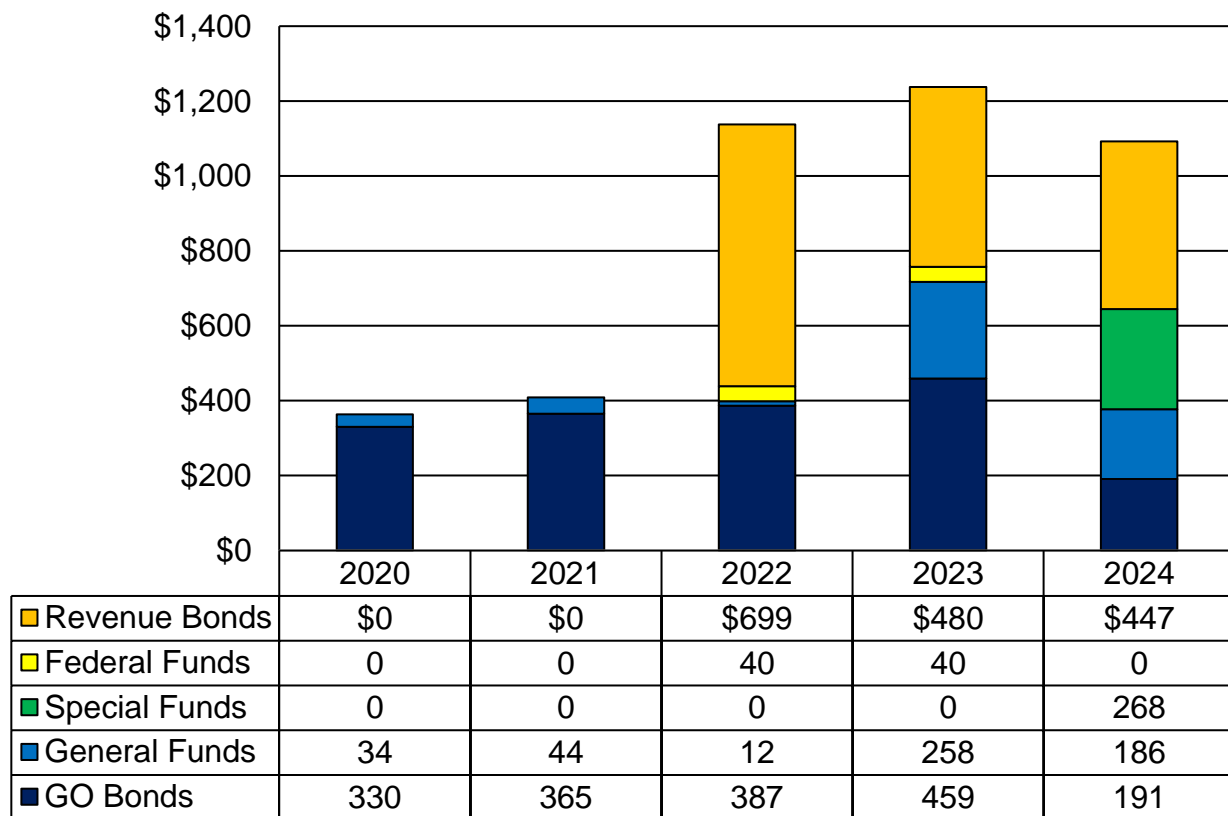


Source: Engineering News Record

## Public School Construction

The budget dedicates \$644.6 million of GO bonds and cash to school facility needs that, when coupled with \$447.2 million of BTL revenue bonds, brings the total funding for school facilities to \$1.1 billion. The spending plan includes \$268 million in special funds from the Fiscal Responsibility Fund. Federal spending from the American Rescue Plan Act (ARPA) earmarked for the Healthy School Facility Fund at \$40 million in both fiscal 2022 and 2023 does not continue in fiscal 2024.

**School Construction Funding  
Fiscal 2020-2024**



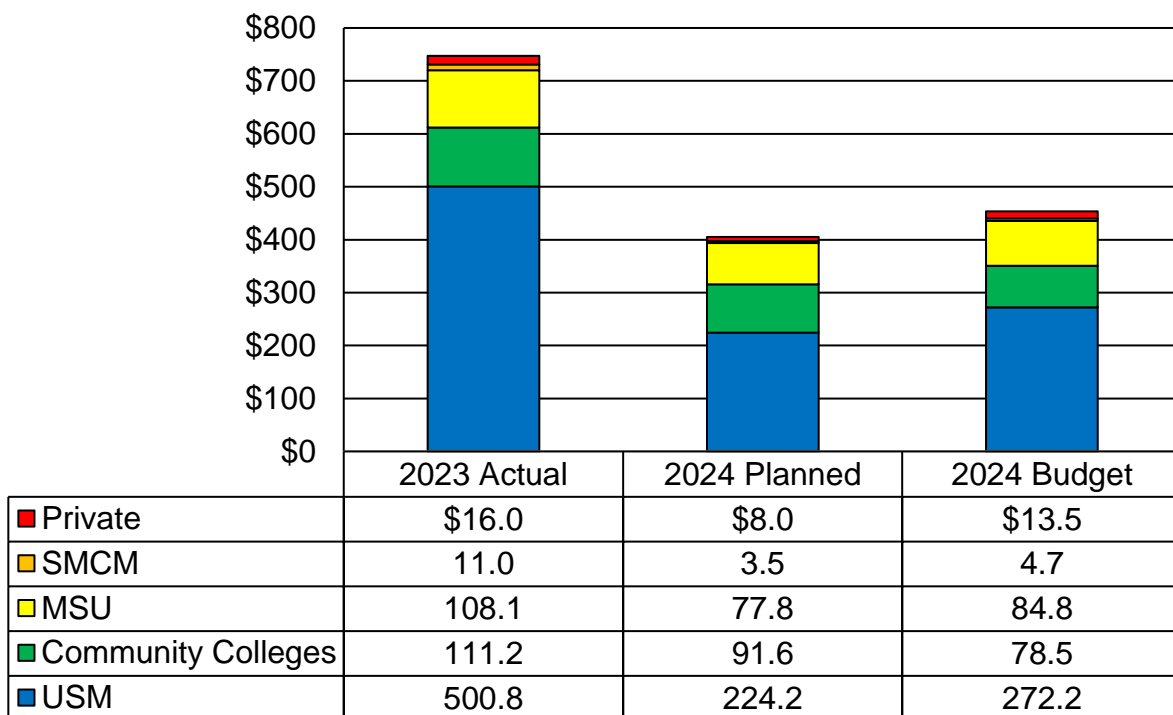
GO: general obligation

Source: Interagency Commission on School Construction

## Higher Education

Budget support for higher education remains one of the largest sectors of the capital program. While the fiscal 2024 budget for USM institutions is significantly below fiscal 2023, it is still higher than the amount planned for fiscal 2024 in last year's CIP. Support for USM facilities renewal is one factor leading to the decline in funding relative to fiscal 2023.

**Higher Education Capital Funding**  
**Fiscal 2023 Actual Compared to Fiscal 2024**  
**(\$ in Millions)**



MSU: Morgan State University  
 SMCM: St. Mary's College of Maryland  
 USM: University System of Maryland

Source: Department of Budget and Management

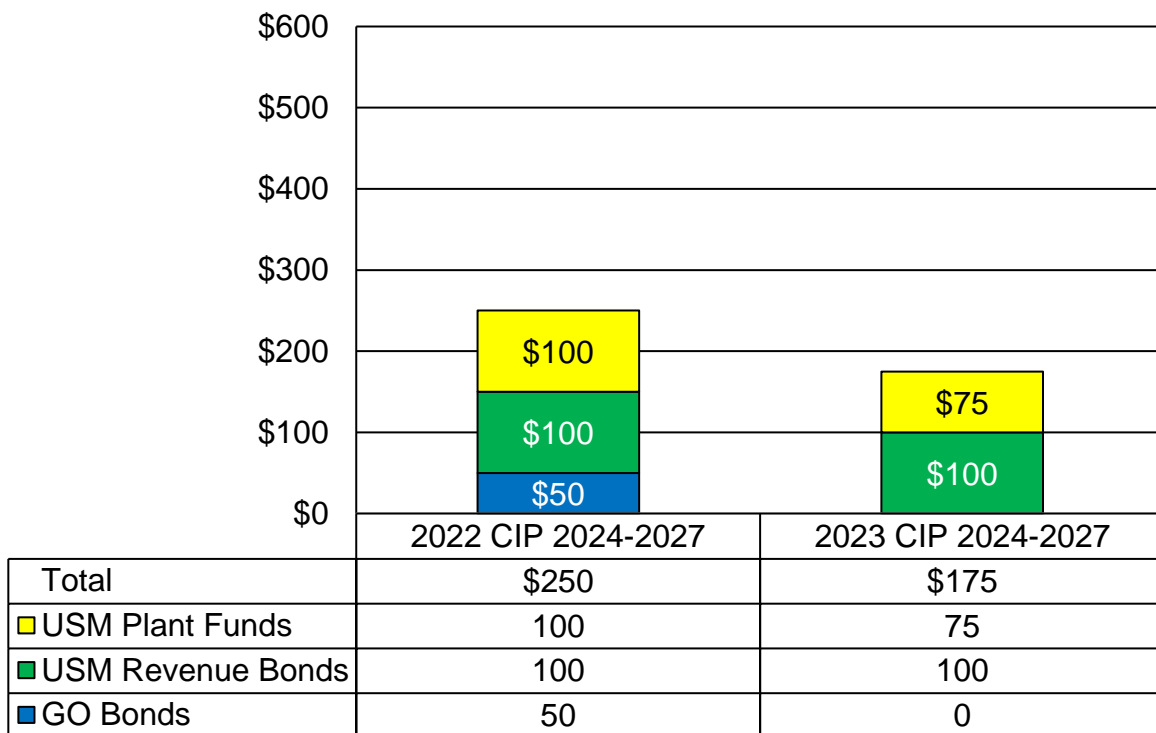
### USM Facility Renewal

SAC has made addressing the backlog of deferred maintenance projects at both DGS and USM facilities a point of emphasis in utilizing the fund balance. To initiate what would have to be a multi-year effort to reduce the estimated \$2.6 billion USM backlog, the fiscal 2023 budget provided \$90.3 million, comprised of \$25.3 million of USM revenue bonds and \$65 million of general funds appropriated to the DPA, which could be

distributed over a multi-year period to the systemwide Facilities Renewal Program. While the fiscal 2023 budget included another \$46 million of direct institutional facilities renewal funding, the total amount of funds dedicated to the effort still fell short of the \$200 million SAC had recommended for the fiscal 2023 budget.

The continued commitment is not reflected in the current funding plan, which reduces the planned level of funding by \$75 million over the four years that the 2022 and 2023 CIPs overlap. Furthermore, the plan relies on the use of \$75 million of USM plant funds, which USM has indicated may be difficult to contribute.

### USM Facility Renewal Program 2023 CIP Compared to 2022 CIP Fiscal 2024-2027

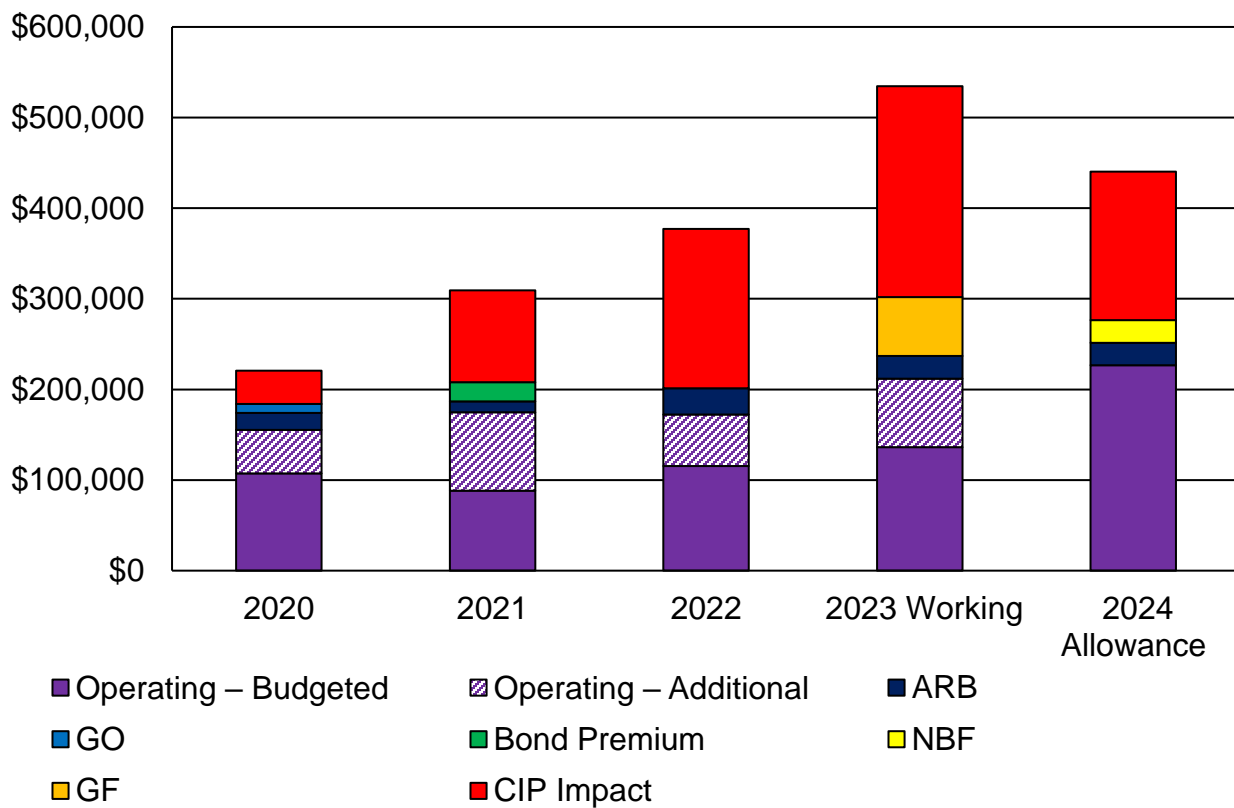


CIP: *Capital Improvement Program*  
GO: general obligation  
USM: University System of Maryland

Source: University System of Maryland

USM addresses its facility renewal needs in several ways. In addition to direct funding of the dedicated systemwide facility renewal program, USM institutions contribute operating funds on an annual basis – the policy is for institutional spending on facilities renewal to be equal to 2% of the replacement value of all assets. Another way that the backlog is addressed is through direct funding of building renovations and replacements in the budget. As shown in the next chart, total spending increased in recent years reflecting an improved budget forecast.

### USM Facility Maintenance Funding from All Sources Fiscal 2020-2024 (\$ in Thousands)



ARB: Academic Revenue Bonds  
 CIP: *Capital Improvement Program*  
 GF: general funds  
 GO: general obligation  
 NBF: nonbudgeted funds  
 USM: University System of Maryland

Source: University System of Maryland

The next chart shows the total estimated building renovation – replacement cost and deferred maintenance backlog as measured against the total replacement value of physical assets reflected in a facility condition index (FCI) for each institution. Low FCI is the goal.

**USM Institutional Facility Maintenance Backlog and FCI**  
(\$ in Millions)

<u>Institution</u>	<u>Reported Building Renovation Cost</u>	<u>Estimated Deferred Maintenance Backlog (Deferred Maintenance and Life Safety Costs)</u>	<u>State Buildings Replacement Value (Fall 2021 SGAP)</u>	<u>FCI Based on Total Renovation</u>	<u>FCI Based on Deferred Maintenance</u>
UMB	\$903.4	\$677.6	\$2,975.1	30.37%	22.77%
UMCP	2,501.3	900.5	5,514.8	45.36%	16.33%
BSU	148.5	82.4	577.5	25.71%	14.27%
TU	270.5	186.6	1,173.0	23.06%	15.91%
UMES	161.6	81.3	474.9	34.03%	17.12%
FSU	85.0	47.2	343.5	24.74%	13.73%
CSU	147.3	97.2	526.1	28.01%	18.48%
SU	156.8	113.2	587.1	26.70%	19.29%
UBalt	126.5	70.2	432.4	29.25%	16.23%
UMCES	74.8	37.4	205.9	36.33%	18.17%
UMBC	367.4	271.3	1,515.0	24.25%	17.91%
USM CTRS	26.0	14.4	492.6	5.28%	2.93%
<b>Total</b>	<b>\$4,969.1</b>	<b>\$2,579.4</b>	<b>\$14,818.0</b>	<b>33.53%</b>	<b>17.41%</b>

BSU: Bowie State University

CSU: Coppin State University

FCI: facility condition index

FSU: Frostburg State University

SGAP: space guidelines application program

SU: Salisbury University

TU: Towson University

UBalt: University of Baltimore

UMBC: University of Maryland Baltimore County

UMCES: University of Maryland Center for Environmental Science

UMCP: University of Maryland, College Park Campus

UMES: University of Maryland Eastern Shore

USM CTRS: University System of Maryland Regional Centers

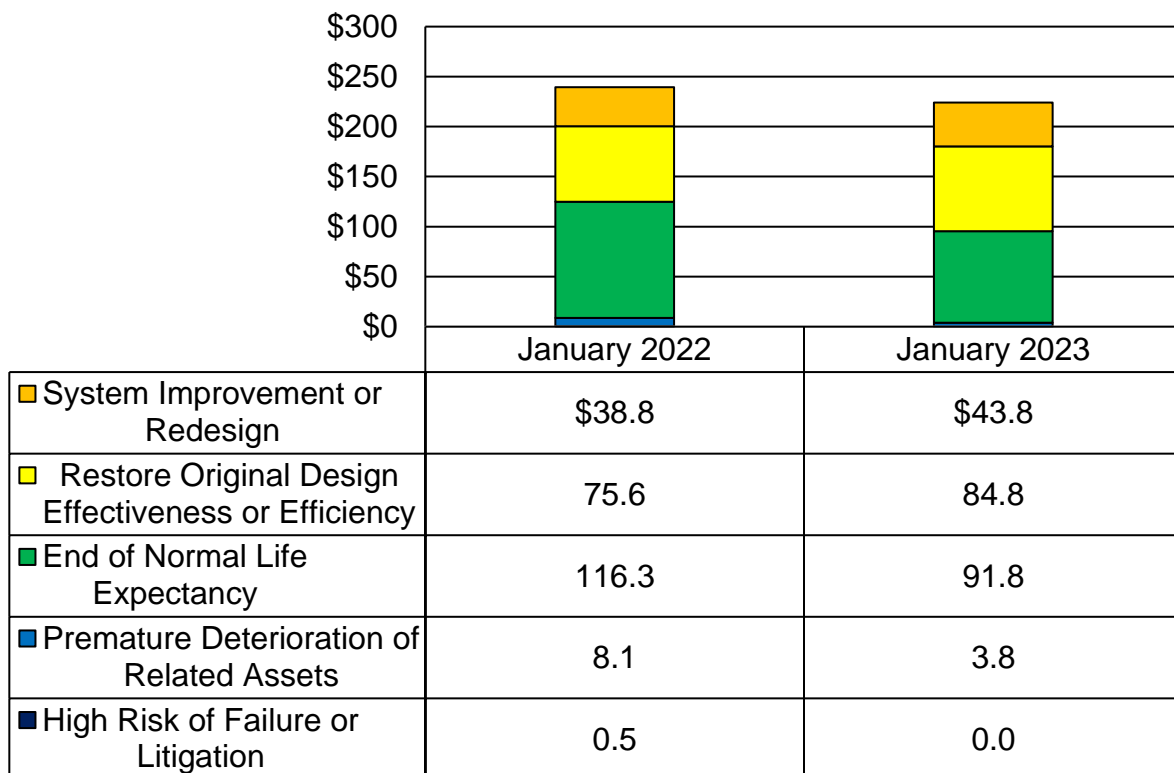
Source: University System of Maryland

## Facility Renewal – DGS-managed Assets

The budget surplus provides an opportunity to direct higher levels of funding to the DGS-managed facilities maintenance and renewal programs to address the estimated \$225 million backlog of projects. Consistent with the SAC recommendation for the 2022 session, the facilities renewal program received a record \$110 million in fiscal 2023 to begin this effort.

In order to reduce the backlog within a meaningful timeframe, it is estimated that DGS would need to encumber upward of \$40 million annually to account for the inclusion of new projects added to the list as facilities and systems age. DGS managed to eclipse \$30 million of encumbrances in both fiscal 2021 and 2022. The implementation of new project management policies and software, and additional operational resources, including new positions dedicated to facilities renewal project management, has helped increase encumbrances, which measured only \$17 million annually from fiscal 2018 through 2020.

**DGS Facility Renewal Backlog by Category**  
(\$ in Millions)



DGS: Department of General Services

Source: Department of General Services

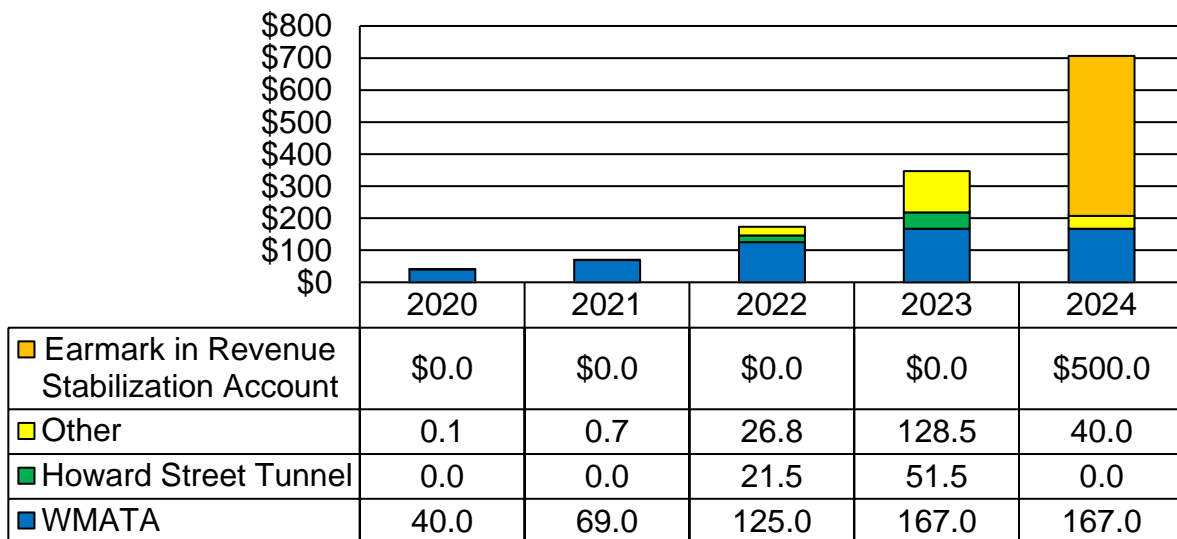


While the upward trend in annual encumbrances suggests better program management and operational efficiencies are beginning to have an impact, DGS was not positioned to handle the historic level of fiscal 2023 funding, and as a result, the program is not funded in fiscal 2024. To facilitate a more expedited use of the \$110 million in fiscal 2023 funding, DGS intends to enter into a consulting service contract to support the development and implementation of a job order contract program for construction and capital maintenance contracts. The contractor will provide “tiers” of service, which include a unit price book, information management system and related software, job order development and procurement support, and job order contract construction management. The consultant will assist DGS in the development of the Job Order Contracting Program for DGS.

## Transportation

A greater portion of the non-Maryland Department of Transportation (MDOT) portion of the capital budget is going to fund projects that would be eligible for funding through the Transportation Trust Fund (TTF). In addition to the State-mandated WMATA grants and the CSX Howard Street Tunnel projects, a growing number and amount of local projects, many added by the legislature, are being funded outside the TTF. The fiscal 2024 budget earmarks \$500 million for future transportation capital priorities contingent upon enactment of legislation waiving a mandate to appropriate the funds to the Revenue Stabilization Account (also known as the Rainy Day Fund).

### Transportation Projects Funded Outside the Trust Fund Fiscal 2020-2024 (\$ in Millions)



WMATA: Washington Metropolitan Area Transit Authority

Source: Maryland Department of Transportation

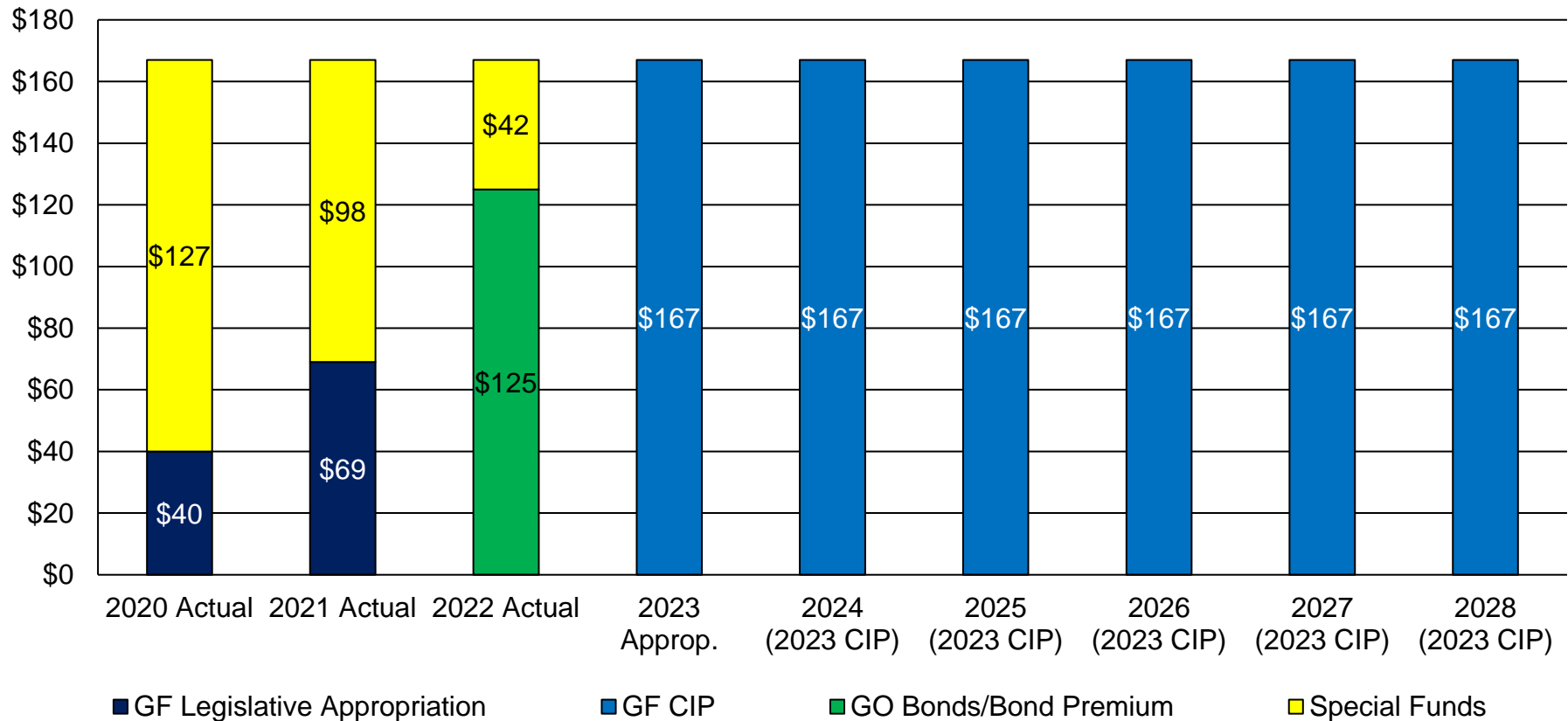
### WMATA Grants Funded with General Funds

The Governor is required to contribute \$167 million annually for WMATA capital needs. Since the mandate was enacted, MDOT has sought non-TTF resources to avoid needing to displacing an equal amount from its capital program. General funds or GO bonds have funded a portion of the costs since fiscal 2020. The fiscal 2024 budget uses general funds for the entire \$167 million mandate. The 2023 CIP also programs the use of general funds to meet the entire mandate through fiscal 2028.

## **Howard Street Tunnel Project**

The State has also made funding contributions outside the TTF to support the expansion of the CSX's Howard Street Tunnel Project. Estimated at \$466 million in total costs, the plan proposes \$202.5 million of State contributions, of which \$124.5 million would be derived from GO bond authorizations. The fiscal 2022 and 2023 budgets provided \$21.5 million and \$51.5 million, respectively. Based on the current schedule, the State's final \$51.5 million contribution of GO bond proceeds is now expected to be provided over fiscal 2025 (\$20 million) and 2026 (\$30.5 million). In last year's CIP this funding was expected to be provided in fiscal 2024 (\$39.9 million) and 2025 (\$11.6 million). Under the current plan, MDOT will fund the remainder of the State's contribution.

# WMATA Grants Fiscal 2020-2028 (\$ in Millions)



CIP: *Capital Improvement Program*  
GF: general fund

GO: general obligation  
WMATA: Washington Metropolitan Area Transit Authority

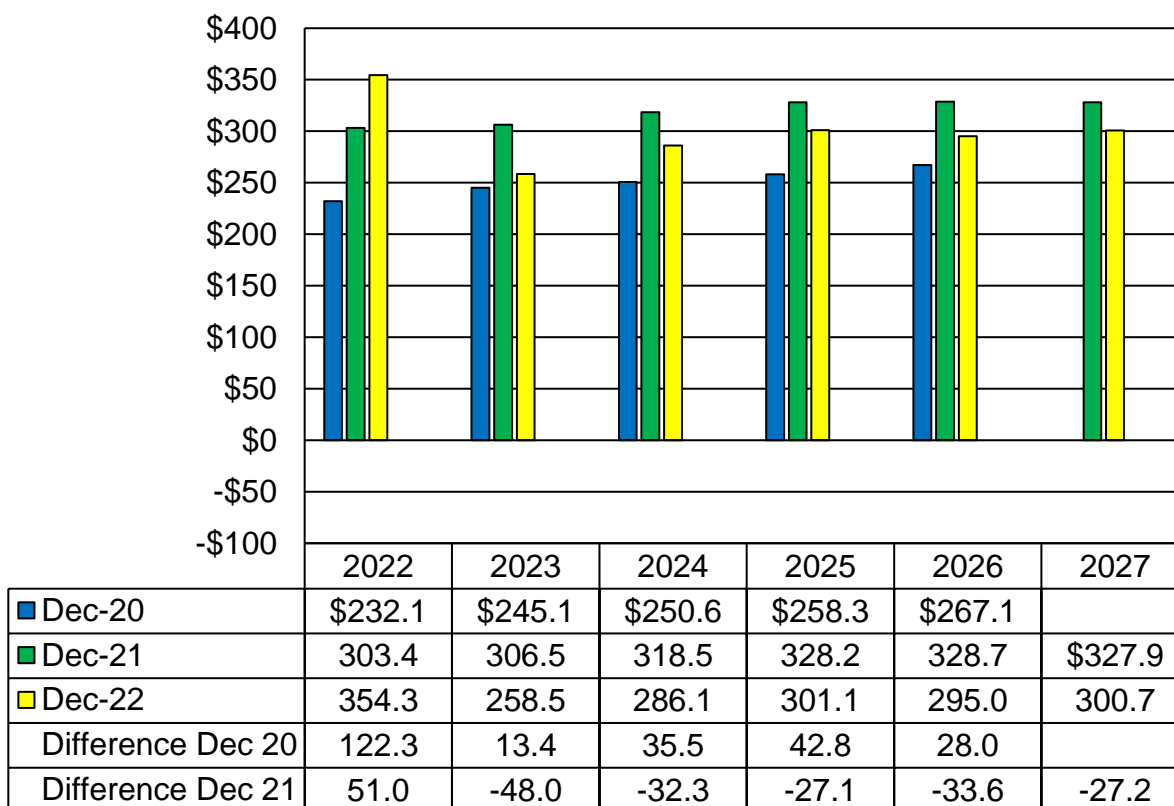
Source: Department of Budget and Management, *Capital Improvement Program*, January 2022

## Environment

### Revised Transfer Tax Revenue Estimate – Impact on Capital Programs and State Park Investment Commission

The budget includes \$408 million of transfer tax revenues comprised of \$286 million of estimated fiscal 2024 revenues and the budgeting of a \$122.3 million overattainment of fiscal 2022 revenues. This is \$53 million more than the amount budgeted for fiscal 2023. Capital programs supported by the transfer tax receive \$323 million in fiscal 2024 compared to \$280 million in fiscal 2023, an increase of \$43 million. The December 2022 revenue estimates suggest a fiscal 2023 underattainment of \$27 million that would be applied to fiscal 2025.

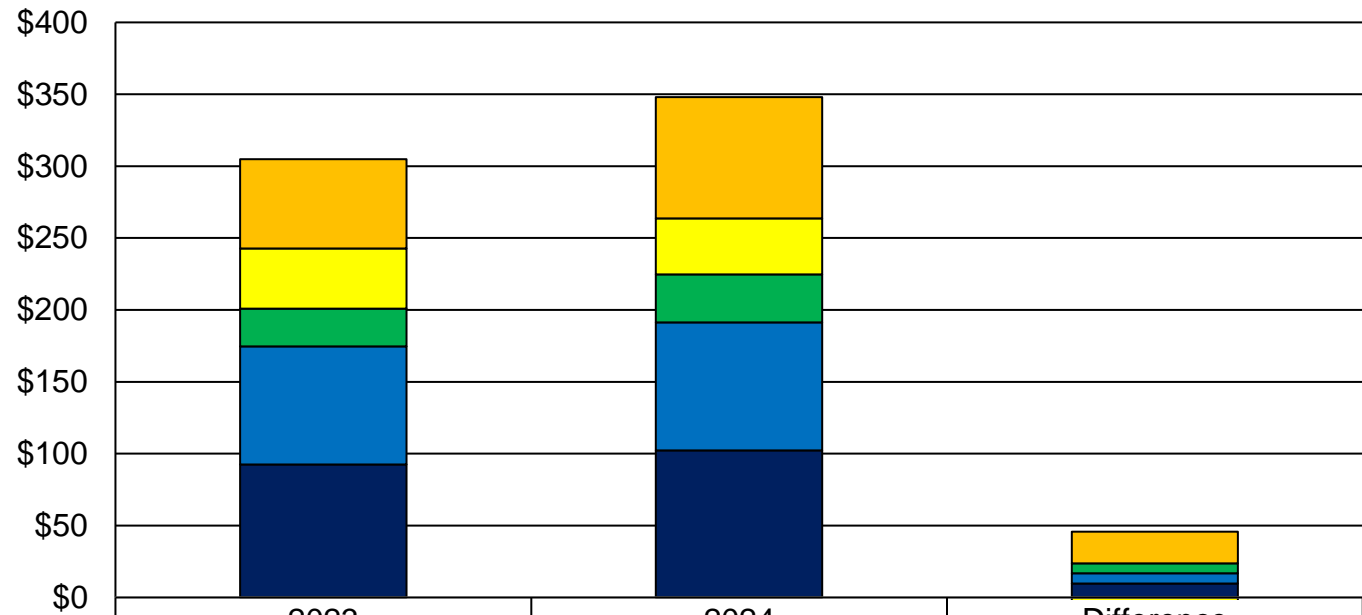
**Transfer Tax Revenue Estimates**  
Fiscal 2022-2027  
(\$ in Millions)



Source: Department of Budget and Management

This following chart reflects the allocation of transfer tax revenues and general funds mandated by Chapter 39 to capital programs. Overall there is an increase of \$43.1 million between fiscal 2023 and 2024.

**Allocation to Capital Programs**  
**Fiscal 2023-2024**  
**(\$ in Millions)**



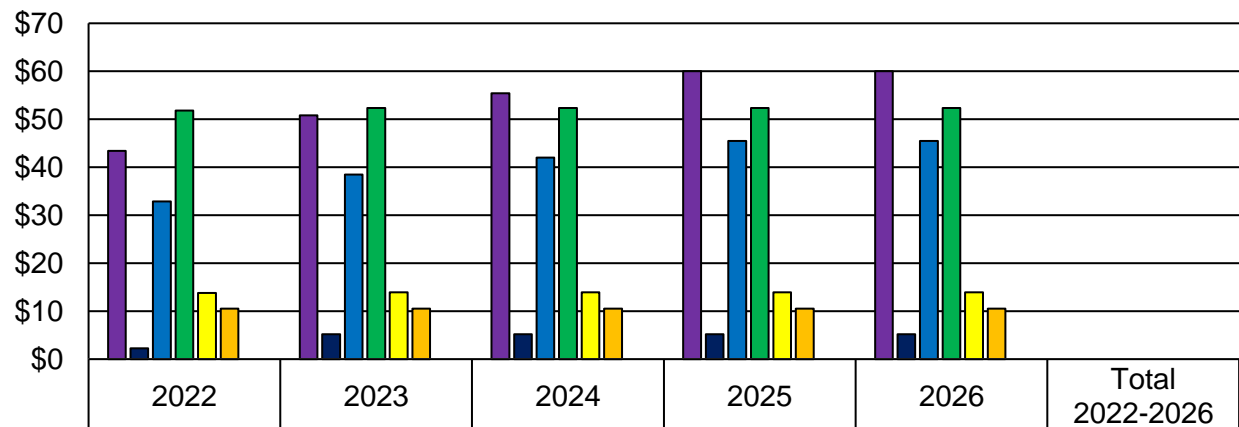
	2023	2024	Difference
Total	\$304.9	\$348.0	\$43.1
MALPF	62.2	84.2	22.0
Capital Development	41.7	39.0	-2.8
Rural Legacy Program	26.4	33.4	7.0
Program Open Space Local	82.0	89.2	7.2
Program Open Space State	92.6	102.2	9.6

MALPF: Maryland Agricultural Land Preservation Foundation

Source: Department of Budget and Management

***IIJA Funding for MDE PAYGO Capital Programs:*** There is \$880.5 million provided over federal fiscal 2022 to 2026 by the IIJA for MDE's revolving loan funds. Part of the funding is for the existing revolving loan fund programs. The Clean Water State Revolving Funds is equivalent to MDE's Water Quality Revolving Loan Fund. MDE's fiscal 2023 and 2024 budgets reflect this federal funding. For fiscal 2024, there is \$55.8 million for the Water Quality Revolving Loan Fund, comprised of \$25.4 million for loans, \$21.1 million for loan forgiveness, and \$9.3 million for green projects. There is also \$27.4 million for the Drinking Water Revolving Loan Fund, comprised of \$16.2 million for loan forgiveness and \$11.2 million for loans.

**Infrastructure Investment and Jobs Act Funding  
Maryland Department of the Environment Capital Programs  
Federal Fiscal 2022-2026  
(\$ in Millions)**

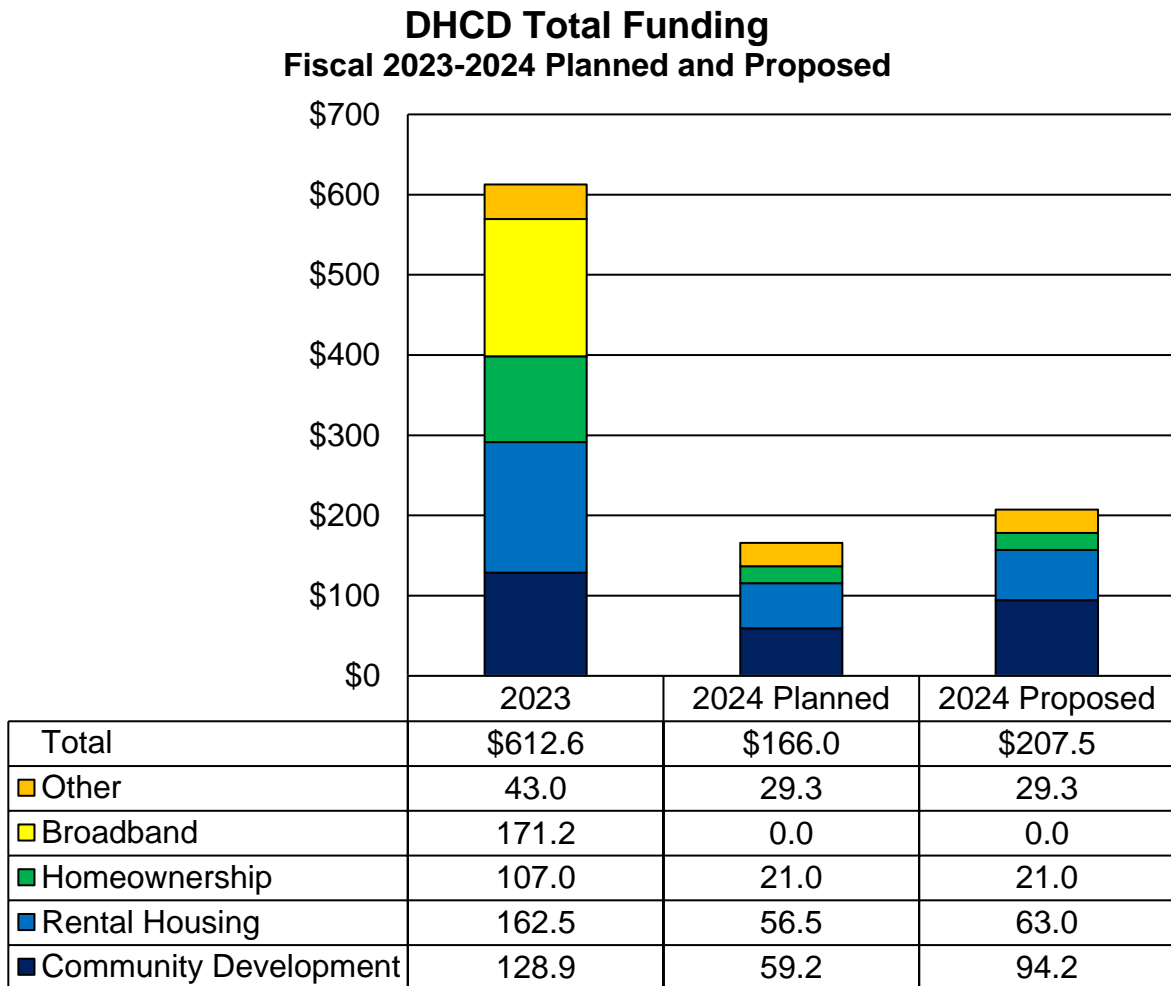


■ Clean Water State Revolving Funds: Existing Program	\$43.4	\$50.8	\$55.4	\$60.0	\$60.0	\$269.6
■ Clean Water State Revolving Funds: Addressing Emerging Contaminants	2.3	5.2	5.2	5.2	5.2	23.0
■ Drinking Water State Revolving Funds: Existing Program	32.9	38.5	42.0	45.5	45.5	204.4
■ Drinking Water State Revolving Funds: Lead Service Line Replacement	51.8	52.3	52.3	52.3	52.3	261.2
■ Drinking Water State Revolving Funds: Addressing Emerging Contaminants	13.8	14.0	14.0	14.0	14.0	69.7
■ Assistance for Small and Disadvantaged Communities	10.5	10.5	10.5	10.5	10.5	52.7
<b>Total</b>	<b>\$154.7</b>	<b>\$171.3</b>	<b>\$179.4</b>	<b>\$187.5</b>	<b>\$187.5</b>	<b>\$880.5</b>

Source: Federal Funds Information for States; Maryland Department of the Environment



# Housing and Community Development



DHCD: Department of Housing and Community Development

Source: Department of Budget and Management

**Rental Housing:** A historically high level of funding, totaling \$162.5 million, was provided for the creation of affordable rental housing in fiscal 2023, including \$50 million in supplemental general funds and \$30 million in income tax revenues transferred to the Rental Housing Fund, per Chapter 337 of 2022. Proposed funding for fiscal 2024 totals \$63 million, which is a significant decrease compared to fiscal 2023, but exceeds the planned level by \$6.5 million.

**Broadband:** Fiscal 2023 includes \$171.2 million in federal funds from the ARPA in the DPA for broadband initiatives. This represents the final year of ARPA funding for broadband, with ARPA funds invested in broadband totaling nearly \$400 million across the Department of Housing and Community Development (DHCD) operating and capital

budgets in fiscal 2021 to 2023. The fiscal 2024 proposed funding does not include any funds for broadband, although DHCD is expected to receive a minimum of \$100 million in federal funds for broadband infrastructure expansion from the IIJA. State allocations will be based on maps currently under development by the Federal Communications Commission and are expected to be announced by June 2023.

***Community Development:*** Funding for community development programs exceeds the planned amount by \$35 million. Of this, \$25 million is due to the continuation of the Strategic Demolition Fund, including Project C.O.R.E. in Baltimore City, when previously fiscal 2023 had been the final year of planned funding. The 2023 CIP also plans \$20 million annually in the out-years for the program. Fiscal 2024 funding also includes \$10 million in general funds in the Neighborhood Business Development Program to continue the Homeownership Works (HOW) pilot program, which has been funded in prior years with federal funds from the ARPA. The pilot is providing targeted investment in the Johnston Square community in Baltimore City and the Pine Street Historic District in Cambridge through the rehabilitation of vacant homes and providing critical repairs for existing homeowners. The 2023 CIP also plans \$5 million annually in the out-years for the HOW program.

***Homeownership:*** Funding for homeownership programs in fiscal 2023 includes one-time supplemental funding due to available special fund balance, as well as \$65 million in federal funds from the ARPA for the Homeowner Assistance Fund to provide relief to homeowners at risk of foreclosure. Fiscal 2024 funding returns to the planned level of \$21 million.

# Appendices

---



**Appendix 1**  
**Capital Program Summary for the 2023 Session**  
(\$ in Millions)

<b>Function</b>	<b>Bonds</b>		<b>Current Funds (PAYGO)</b>			<b>Total</b>
	<b>GO Bonds</b>	<b>Revenue</b>	<b>General</b>	<b>Special</b>	<b>Federal</b>	
<b>State Facilities</b>						<b>\$200.0</b>
Facilities Renewal	\$21.3	\$0.0	\$0.0	\$0.0	\$0.0	
State Facilities Other	160.5	0.0	6.3	0.0	11.9	
<b>Health/Social</b>						<b>\$82.6</b>
Health Other	\$16.4	\$0.0	\$0.0	\$0.0	\$0.0	
Health State Facilities	21.7	0.0	0.0	0.0	0.0	
Private Hospitals	44.6	0.0	0.0	0.0	0.0	
<b>Environment</b>						<b>\$907.6</b>
Agriculture	\$4.0	\$0.0	\$0.0	\$0.0	\$0.0	
Environment	14.0	0.0	16.8	254.7	116.8	
Maryland Environmental Services	11.5	0.0	0.0	13.2	0.0	
Natural Resources	4.5	0.0	128.9	337.8	5.5	
<b>Public Safety</b>						<b>\$71.9</b>
Local Jails	\$13.2	\$0.0	\$0.0	\$0.0	\$0.0	
Public Safety Other	3.9	0.0	0.0	0.0	0.0	
State Corrections	43.1	0.0	0.0	0.0	0.0	
State Police	11.8	0.0	0.0	0.0	0.0	
<b>Education</b>						<b>\$1,105.2</b>
Education Other	\$13.4	\$0.0	\$0.0	\$0.0	\$0.0	
School Construction	190.6	447.2	185.5	268.5	0.0	
<b>Higher Education</b>						<b>\$453.8</b>
Community Colleges	\$56.9	\$0.0	\$2.6	\$19.0	\$0.0	
Morgan State University	84.9	0.0	0.0	0.0	0.0	
Private Colleges/Universities	13.5	0.0	0.0	0.0	0.0	
St. Mary's College of Maryland	4.7	0.0	0.0	0.0	0.0	
University System	224.6	30.0	0.0	17.6	0.0	
<b>Housing and Community Development</b>						<b>\$253.0</b>
Housing	\$3.0	\$0.0	\$136.0	\$44.5	\$24.0	
Housing Other	23.4	0.0	22.0	0.2	0.0	
<b>Local Projects</b>						<b>\$378.5</b>
Local Project Administration	\$221.3	\$0.0	\$52.3	\$5.0	\$0.0	
Local Project Legislative	0.0	0.0	100.0	0.0	0.0	
<b>Transportation</b>						<b>\$167.0</b>
Transit	\$0.0	\$0.0	\$167.0	\$0.0	\$0.0	
<b>Total</b>	<b>\$1,206.6</b>	<b>\$477.2</b>	<b>\$817.3</b>	<b>\$960.3</b>	<b>\$158.2</b>	<b>\$3,619.7</b>
<b>Transportation CTP</b>	<b>\$0.0</b>	<b>\$110.0</b>	<b>\$0.0</b>	<b>\$1,214.8</b>	<b>\$1,405.6</b>	<b>\$2,730.4</b>
<b>Total Current Year (with MDOT)</b>	<b>\$1,206.6</b>	<b>\$587.2</b>	<b>\$817.3</b>	<b>\$2,175.1</b>	<b>\$1,563.8</b>	<b>\$6,350.1</b>
<b>Deauthorizations</b>	<b>-\$1.6</b>	<b>\$0.0</b>	<b>\$0.0</b>	<b>\$0.0</b>	<b>\$0.0</b>	<b>-\$1.6</b>
<b>Total Current Year Less Deaths</b>	<b>\$1,205.0</b>	<b>\$587.2</b>	<b>\$817.3</b>	<b>\$2,175.1</b>	<b>\$1,563.8</b>	<b>\$6,348.5</b>
<b>Fiscal 2023 Deficiencies</b>	<b>\$0.0</b>	<b>\$0.0</b>	<b>\$225.4</b>	<b>\$0.0</b>	<b>\$0.0</b>	<b>\$225.4</b>
<b>Grand Total</b>	<b>\$1,206.6</b>	<b>\$587.2</b>	<b>\$1,042.7</b>	<b>\$2,175.1</b>	<b>\$1,563.8</b>	<b>\$6,575.5</b>

CTP: Consolidated Transportation Program  
GO: general obligation

MDOT: Maryland Department of Transportation  
PAYGO: pay-as-you-go



**Appendix 2**  
**Top Funded Programs and Projects – All Funds**  
**Fiscal 2024 as Introduced**  
**(\$ in Millions)**

<b><u>Project Title</u></b>	<b><u>GO Bond</u></b>	<b><u>Revenue</u></b>	<b><u>General</u></b>	<b><u>Special</u></b>	<b><u>Federal</u></b>	<b><u>Total Funds</u></b>
MSDE: Public School Construction Program	\$91.0	\$0.0	\$125.5	\$268.5	\$0.0	\$485.0
MSDE: Built to Learn Fund	0.0	447.2	0.0	0.0	0.0	447.2
MDE: Water Quality Revolving Loan Fund	0.0	0.0	9.9	148.4	71.0	229.4
MDOT: WMATA Grants	0.0	0.0	167.0	0.0	0.0	167.0
DNR: Program Open Space – State	0.0	0.0	0.0	102.2	3.0	105.2
CAP: Unallocated General Fund PAYGO	0.0	0.0	100.0	0.0	0.0	100.0
MISC: Federal Bureau of Investigation Headquarters Relocation	100.0	0.0	0.0	0.0	0.0	100.0
MDA: Maryland Agricultural Land Preservation Program	0.0	0.0	16.6	78.1	0.0	94.7
MSDE: Healthy School Facility Fund	90.0	0.0	0.0	0.0	0.0	90.0
DNR: Program Open Space – Local	0.0	0.0	0.0	89.2	0.0	89.2
MDE: Drinking Water Revolving Loan Fund	0.0	0.0	5.9	25.1	45.8	76.8
DNR: Park System Critical Maintenance Fund	0.0	0.0	70.0	0.0	0.0	70.0
BSU: Communication Arts and Humanities Building	67.1	0.0	0.0	0.0	0.0	67.1
MDE: Bay Restoration Fund Wastewater Program	0.0	0.0	0.0	66.2	0.0	66.2
MSU: New Health and Human Services Building Phase II	60.6	0.0	0.0	0.0	0.0	60.6
DHCD: Rental Housing Programs	0.0	0.0	30.0	18.0	9.0	57.0
BPW: New Courts of Appeal Building	53.9	0.0	0.0	0.0	0.0	53.9
MHEC: Community College Construction Grant Program	51.7	0.0	0.0	0.0	0.0	51.7
TU: New College of Health Professions Building	43.0	0.0	0.0	0.0	0.0	43.0
MSA: Department of Legislative Services Building	41.5	0.0	0.0	0.0	0.0	41.5
MSDE: Supplemental Capital Grant Program	0.0	0.0	40.0	0.0	0.0	40.0
DNR: Park System Capital Improvement and Acquisition Fund	0.0	0.0	36.9	0.0	0.0	36.9
DNR: Rural Legacy Program	0.0	0.0	5.4	28.0	0.0	33.4
UMCP: Interdisciplinary Engineering Building	31.2	0.0	0.0	0.0	0.0	31.2
MISC: Inner Harbor Promenade	30.0	0.0	0.0	0.0	0.0	30.0
UMMS: Capital Region Medical Center – Oncology Center	27.0	0.0	0.0	0.0	0.0	27.0
DHCD: Strategic Demolition Fund	0.0	0.0	25.0	0.0	0.0	25.0
USMO: Capital Facilities Renewal Projects	0.0	25.0	0.0	0.0	0.0	25.0
MES: Infrastructure Improvement Fund	11.5	0.0	0.0	13.2	0.0	24.7
UMBC: Sherman Hall Renovation	23.8	0.0	0.0	0.0	0.0	23.8

<u>Project Title</u>	<u>GO Bond</u>	<u>Revenue</u>	<u>General</u>	<u>Special</u>	<u>Federal</u>	<u>Total Funds</u>
DHCD: Neighborhood Business Development	0.0	0.0	20.0	2.2	0.0	22.2
MDP: Historic Preservation Tax Credit	0.0	0.0	22.0	0.0	0.0	22.0
MDH: Clifton T. Perkins Hospital	21.7	0.0	0.0	0.0	0.0	21.7
DHCD: Homeownership Programs	0.0	0.0	16.0	5.0	0.0	21.0
TU: Smith Hall Renovation	20.8	0.0	0.0	0.0	0.0	20.8
BPW: Shillman Building Conversion	20.5	0.0	0.0	0.0	0.0	20.5
BPW: State House Exterior and Grounds Restoration	20.3	0.0	0.0	0.0	0.0	20.3
MSDE: School Construction Revolving Loan Fund	0.0	0.0	20.0	0.0	0.0	20.0
MISC: Maryland Sports and Entertainment Innovation Center	20.0	0.0	0.0	0.0	0.0	20.0
<b>Subtotal: Top Funded Projects / Programs</b>	<b>\$825.7</b>	<b>\$472.2</b>	<b>\$710.2</b>	<b>\$844.1</b>	<b>\$128.8</b>	<b>\$2,981.0</b>
<b>Subtotal: Other Funded Projects / Programs</b>	<b>\$380.9</b>	<b>\$5.0</b>	<b>\$107.2</b>	<b>\$116.3</b>	<b>\$29.4</b>	<b>\$638.7</b>
<b>Fiscal 2024 Capital Program</b>	<b>\$1,206.6</b>	<b>\$477.2</b>	<b>\$817.3</b>	<b>\$960.3</b>	<b>\$158.2</b>	<b>\$3,619.7</b>
<b>Fiscal 2023 Deficiencies</b>	<b>\$0.0</b>	<b>\$0.0</b>	<b>\$225.4</b>	<b>\$0.0</b>	<b>\$0.0</b>	<b>\$225.4</b>
<b>Total Fiscal 2024 Capital Program</b>	<b>\$1,206.6</b>	<b>\$477.2</b>	<b>\$1,042.7</b>	<b>\$960.3</b>	<b>\$158.2</b>	<b>\$3,845.1</b>

BPW: Board of Public Works  
 BSU: Bowie State University  
 CAP: capital  
 DHCD: Department of Housing and Community Development  
 DNR: Department of Natural Resources  
 GO: general obligation  
 MDA: Maryland Department of Agriculture  
 MDE: Maryland Department of the Environment  
 MDH: Maryland Department of Health  
 MDOT: Maryland Department of Transportation  
 MDP: Maryland Department of Planning  
 MES: Maryland Environmental Service

MHEC: Maryland Higher Education Commission  
 MISC: miscellaneous  
 MSA: Maryland Stadium Authority  
 MSDE: Maryland State Department of Education  
 MSU: Morgan State University  
 PAYGO: pay-as-you-go  
 TU: Towson University  
 UMBC: University of Maryland Baltimore County  
 UMCP: University of Maryland, College Park Campus  
 UMMS: University of Maryland Medical System  
 USMO: University System of Maryland Office  
 WMATA: Washington Metropolitan Area Transit Authority

Note: Grand total figures include \$1.6 million of additional GO bond authorizations to account for deauthorizations included in the capital bill as introduced. When adjusted for the deauthorizations, the level of new GO bond authorizations is \$1.205 billion, the same level recommended by the Spending Affordability Committee for the 2023 session and \$80 million above the level programmed in the 2022 *Capital Improvement Program* for fiscal 2024. The figures also include \$225.4 million of proposed general fund deficiencies of which \$219 million would replace bond premium proceeds applied to projects in the Maryland Consolidated Capital Bond Loan of 2022.



**Appendix 3**  
**Capital Program for the 2023 Session as Introduced**

		Bonds		Current Funds (PAYGO)			
<u>Budget Code</u>	<u>Project Title</u>	<u>General Obligation</u>	<u>Revenue</u>	<u>General</u>	<u>Special</u>	<u>Federal</u>	<u>Total Funds</u>
<b>State Facilities</b>							
D52A01A	MDEM: MDEM Headquarters	\$7,954,000	\$0	\$0	\$0	\$0	\$7,954,000
DA0201A	MDOD: Accessibility Modifications	2,028,000	0	0	0	0	2,028,000
DA03A	MSA: Department of Legislative Services Building	41,461,000	0	0	0	0	41,461,000
DB01A	HSMCC: Leonard Calvert House Exhibit	784,000	0	0	0	0	784,000
DB01B	HSMCC: Site Improvements	1,000,000	0	0	0	0	1,000,000
DE0201A	BPW: Construction Contingency Fund	8,000,000	0	0	0	0	8,000,000
DE0201B	BPW: Fuel Storage Tank Replacement Program	1,000,000	0	0	0	0	1,000,000
DE0201C	BPW: State House Exterior and Grounds Restoration	20,339,000	0	0	0	0	20,339,000
DE0201D	BPW: New Courts of Appeal Building	53,862,000	0	0	0	0	53,862,000
DE0201E	BPW: New Harford County District Court	4,000,000	0	0	0	0	4,000,000
DE0201F	BPW: Shillman Building Conversion	20,470,000	0	0	0	0	20,470,000
DE0201G	BPW: Washington County District Court Renovation and Expansion	750,000	0	0	0	0	750,000
DH0104A	MD: White Oak Readiness Center Renovation and Expansion	593,000	0	0	0	1,881,000	2,474,000
DH0104B	MD: Havre de Grace CSMS Automotive and Surface Equipment Maintenance Facility	0	0	0	0	10,000,000	10,000,000
DP0002A	MDVA: Garrison Forest Veterans Cemetery Expansion and Improvements	1,111,000	0	0	0	0	1,111,000
DP0002B	MDVA: New State Veterans Home	0	0	6,326,000	0	0	6,326,000
FB04A	DoIT: Public Safety Communications System	18,440,000	0	0	0	0	18,440,000
<b>Subtotal</b>		<b>\$181,792,000</b>	<b>\$0</b>	<b>\$6,326,000</b>	<b>\$0</b>	<b>\$11,881,000</b>	<b>\$199,999,000</b>
<b>Health/Social</b>							
DA0701A	MDOA: Senior Citizens Activities Centers Capital Improvement Grants Program	\$1,865,000	\$0	\$0	\$0	\$0	\$1,865,000
MA01A	MDH: Community Health Facilities Grant Program	11,000,000	0	0	0	0	11,000,000
MA01B	MDH: Federally Qualified Health Centers Grant Program	3,500,000	0	0	0	0	3,500,000

		Bonds		Current Funds (PAYGO)			
<b>Budget Code</b>	<b>Project Title</b>	<b>General Obligation</b>	<b>Revenue</b>	<b>General</b>	<b>Special</b>	<b>Federal</b>	<b>Total Funds</b>
ML10A	MDH: Clifton T. Perkins Hospital	21,676,000	0	0	0	0	21,676,000
RQ00A	UMMS: Capital Region Medical Center – Oncology Center	27,000,000	0	0	0	0	27,000,000
RQ00B	UMMS: R Adams Cowley Shock Trauma Center – Phase III	9,500,000	0	0	0	0	9,500,000
ZA01A	MHA: Howard County General Hospital Behavioral Health Unit	576,000	0	0	0	0	576,000
ZA01B	MHA: Kennedy Krieger Children's Hospital Center for Autism and Related Disorders	1,300,000	0	0	0	0	1,300,000
ZA01C	MHA: Luminis Health Anne Arundel Medical Center Adult Behavioral Health Suite	863,000	0	0	0	0	863,000
ZA01D	MHA: Luminis Health Doctors Community Medical Center Behavioral Health Area	500,000	0	0	0	0	500,000
ZA01E	MHA: MedStar Montgomery Medical Center Emergency Department	1,350,000	0	0	0	0	1,350,000
ZA01F	MHA: MedStar St. Mary's Hospital Emergency Department	200,000	0	0	0	0	200,000
ZA01G	MHA: Sheppard Pratt Health System, Inc. Crisis Stabilization Center	880,000	0	0	0	0	880,000
ZA01H	MHA: The Children's Inn at the National Institutes of Health	1,400,000	0	0	0	0	1,400,000
ZA01I	MHA: University of Maryland St. Joseph Medical Center Digestive Disease Center	1,000,000	0	0	0	0	1,000,000
<b>Subtotal</b>		<b>\$82,610,000</b>	<b>\$0</b>	<b>\$0</b>	<b>\$0</b>	<b>\$0</b>	<b>\$82,610,000</b>
<b>Environment</b>							
KA0510A	DNR: Natural Resources Development Fund	\$0	\$0	\$0	\$19,325,000	\$0	\$19,325,000
KA0510B	DNR: Critical Maintenance Program	0	0	0	5,474,500	0	5,474,500
KA0510C	DNR: Program Open Space – State	0	0	0	102,197,976	3,000,000	105,197,976
KA0510E	DNR: Rural Legacy Program	0	0	5,444,127	27,980,037	0	33,424,164
KA05A	DNR: Community Parks and Playgrounds	2,500,000	0	0	0	0	2,500,000
KA0906A	DNR: Ocean City Beach Maintenance	0	0	0	2,000,000	0	2,000,000
KA0911A	DNR: Park System Capital Improvement and Acquisition Fund	0	0	36,873,928	0	0	36,873,928
KA0911B	DNR: Park System Critical Maintenance Fund	0	0	70,000,000	0	0	70,000,000
KA1401A	DNR: Waterway Improvement Fund	0	0	0	13,500,000	2,500,000	16,000,000
KA1701A	DNR: Oyster Restoration Program	1,961,000	0	0	0	0	1,961,000

		Bonds		Current Funds (PAYGO)			
Budget Code	Project Title	General Obligation	Revenue	General	Special	Federal	Total Funds
KA0510D	DNR: Program Open Space – Local	0	0	0	89,189,988	0	89,189,988
LA1111A	MDA: Maryland Agricultural Land Preservation Program	0	0	16,564,469	78,133,364	0	94,697,833
LA15A	MDA: Maryland Agricultural Cost Share Program	4,000,000	0	0	0	0	4,000,000
UA0103A	MDE: Water Quality Revolving Loan Fund	0	0	9,902,000	148,434,000	71,031,000	229,367,000
UA0104A	MDE: Hazardous Substance Cleanup Program	0	0	1,000,000	0	0	1,000,000
UA0105A	MDE: Drinking Water Revolving Loan Fund	0	0	5,864,000	25,095,000	45,797,000	76,756,000
UA0111A	MDE: Bay Restoration Fund Wastewater Program	0	0	0	66,213,000	0	66,213,000
UA0112A	MDE: Bay Restoration Program Septic System Upgrade Program	0	0	0	15,000,000	0	15,000,000
UA01A	MDE: Comprehensive Flood Management Program	6,189,000	0	0	0	0	6,189,000
UA01B	MDE: Supplemental Assistance Program	5,197,000	0	0	0	0	5,197,000
UA01C	MDE: Water Supply Financial Assistance Program	2,599,000	0	0	0	0	2,599,000
UB01A	MES: Infrastructure Improvement Fund	11,514,000	0	0	13,160,000	0	24,674,000
<b>Subtotal</b>		<b>\$33,960,000</b>	<b>\$0</b>	<b>\$145,648,524</b>	<b>\$605,702,865</b>	<b>\$122,328,000</b>	<b>\$907,639,389</b>
<b>Public Safety</b>							
QS0101A	DPSCS: Jessup Region Electrical Infrastructure Upgrade	\$11,057,000	\$0	\$0	\$0	\$0	\$11,057,000
QS0208A	DPSCS: High Temperature Distribution and Perimeter Security Improvements	19,412,000	0	0	0	0	19,412,000
QT04A	DPSCS: Therapeutic Treatment Center	12,611,000	0	0	0	0	12,611,000
WA01A	DSP: Barrack L Forestville New Barrack and Garage	551,000	0	0	0	0	551,000
WA01B	DSP: Barrack Q College Park New Barrack and Garage	1,174,000	0	0	0	0	1,174,000
WA01C	DSP: Barrack V Berlin New Forensic Lab and Garage	3,882,000	0	0	0	0	3,882,000
WA01D	DSP: New Tactical Services Operations Building	10,049,000	0	0	0	0	10,049,000
ZB02A	DPSCS: Frederick County Adult Detention Center Phase IV Medical Addition	1,011,000	0	0	0	0	1,011,000

		Bonds		Current Funds (PAYGO)			
<b>Budget Code</b>	<b>Project Title</b>	<b>General Obligation</b>	<b>Revenue</b>	<b>General</b>	<b>Special</b>	<b>Federal</b>	<b>Total Funds</b>
ZB02B	DPSCS: Montgomery County Criminal Justice Complex	1,286,000	0	0	0	0	1,286,000
ZB02C	DPSCS: Queen Anne's County Detention Center Additions and Renovations	10,870,000	0	0	0	0	10,870,000
<b>Subtotal</b>		<b>\$71,903,000</b>	<b>\$0</b>	<b>\$0</b>	<b>\$0</b>	<b>\$0</b>	<b>\$71,903,000</b>
<b>Education</b>							
RA0702A	MSDE: Aging Schools Program	\$6,109,000	\$0	\$0	\$0	\$0	\$6,109,000
RA0702B	MSDE: Healthy School Facility Fund	90,000,000	0	0	0	0	90,000,000
RA0702C	MSDE: Public School Construction Program	91,030,000	0	125,519,000	268,450,784	0	484,999,784
RA0702D	MSDE: Senator James E. "Ed" DeGrange Nonpublic Aging Schools Program	3,500,000	0	0	0	0	3,500,000
RA0702E	MSDE: Supplemental Capital Grant Program	0	0	40,000,000	0	0	40,000,000
RA0702F	MSDE: School Construction Revolving Loan Fund	0	0	20,000,000	0	0	20,000,000
RA0702G	MSDE: Built to Learn Fund	0	447,231,000	0	0	0	447,231,000
RA11A	MSLA: Public Library Capital Grant Program	11,550,000	0	0	0	0	11,550,000
RE01A	MSD: High School Boys' and Girls' and Middle School Residences	1,852,000	0	0	0	0	1,852,000
<b>Subtotal</b>		<b>\$204,041,000</b>	<b>\$447,231,000</b>	<b>\$185,519,000</b>	<b>\$268,450,784</b>	<b>\$0</b>	<b>\$1,105,241,784</b>
<b>Higher Education</b>							
RB21A	UMB: Central Electric Substation and Electrical Infrastructure Upgrades	\$4,565,000	\$0	\$0	\$0	\$0	\$4,565,000
RB21B	UMB: New School of Social Work Building	3,861,000	0	0	0	0	3,861,000
RB22A	UMCP: Campuswide Building Systems and Infrastructure Improvements	7,500,000	5,000,000	0	0	0	12,500,000
RB22B	UMCP: Chemistry Building Wing 1 Replacement	9,430,000	0	0	0	0	9,430,000
RB22C	UMCP: Interdisciplinary Engineering Building	31,210,000	0	0	0	0	31,210,000
RB23A	BSU: Communication Arts and Humanities Building	67,134,000	0	0	0	0	67,134,000
RB24A	TU: New College of Health Professions Building	43,030,000	0	0	0	0	43,030,000
RB24B	TU: Smith Hall Renovation	20,808,000	0	0	0	0	20,808,000
RB25A	UMES: Agricultural Research Education Center	0	0	0	12,628,000	0	12,628,000
RB29A	SU: Blackwell Hall Renovation	2,223,000	0	0	0	0	2,223,000

		Bonds		Current Funds (PAYGO)			
<b>Budget Code</b>	<b>Project Title</b>	<b>General Obligation</b>	<b>Revenue</b>	<b>General</b>	<b>Special</b>	<b>Federal</b>	<b>Total Funds</b>
RB31A	UMBC: Sherman Hall Renovation	23,839,000	0	0	0	0	23,839,000
RB34A	UMCES: Chesapeake Analytics Collaborative Building	11,033,000	0	0	0	0	11,033,000
RB36A	USMO: Capital Facilities Renewal Projects	0	25,000,000	0	0	0	25,000,000
RB36B	USMO: Columbia Center Deferred Maintenance	0	0	0	4,934,000	0	4,934,000
RC00A	BCCC: Deferred Maintenance	4,000,000	0	0	4,000,000	0	8,000,000
RC00B	BCCC: Learning Commons Renovation and Addition	1,184,000	0	0	0	0	1,184,000
RD00A	SMCM: Campus Infrastructure Improvements	2,100,000	0	0	0	0	2,100,000
RD00B	SMCM: Montgomery Hall Renovation	2,594,000	0	0	0	0	2,594,000
RI00A	MHEC: Community College Construction Grant Program	51,735,000	0	0	0	0	51,735,000
RI00B	MHEC: Community College Facilities Renewal Grant Program	0	0	2,587,000	15,000,000	0	17,587,000
RM00A	MSU: Campus Expansion Phase I – Lake Clifton High School Demolition	1,060,000	0	0	0	0	1,060,000
RM00B	MSU: Carter Grant Wilson Building Renovation	1,214,000	0	0	0	0	1,214,000
RM00C	MSU: Jenkins Demolition	1,037,000	0	0	0	0	1,037,000
RM00D	MSU: New Health and Human Services Building Phase II	60,604,000	0	0	0	0	60,604,000
RM00E	MSU: New Science Center Phase I – Washington Service Center Demolition	7,575,000	0	0	0	0	7,575,000
RM00F	MSU: New Science Center Phase II	10,884,000	0	0	0	0	10,884,000
RM00G	MSU: Patuxent Environmental and Aquatic Research Laboratory	2,500,000	0	0	0	0	2,500,000
ZA00P	MICUA: Capitol Technology University	1,500,000	0	0	0	0	1,500,000
ZA00Q	MICUA: Johns Hopkins University	5,000,000	0	0	0	0	5,000,000
ZA00R	MICUA: Loyola University Maryland	5,000,000	0	0	0	0	5,000,000
ZA00S	MICUA: Washington College	2,000,000	0	0	0	0	2,000,000
<b>Subtotal</b>		<b>\$384,620,000</b>	<b>\$30,000,000</b>	<b>\$2,587,000</b>	<b>\$36,562,000</b>	<b>\$0</b>	<b>\$453,769,000</b>

		Bonds		Current Funds (PAYGO)			
<b>Budget Code</b>	<b>Project Title</b>	<b>General Obligation</b>	<b>Revenue</b>	<b>General</b>	<b>Special</b>	<b>Federal</b>	<b>Total Funds</b>
<b>Housing and Community Development</b>							
DW0108A	MDP: Maryland Archeological Conservation Laboratory Expansion and Renovation	\$14,831,000	\$0	\$0	\$0	\$0	\$14,831,000
DW0111A	MDP: African American Heritage Preservation Grant Program	5,000,000	0	0	0	0	5,000,000
DW0111B	MDP: Historic Preservation Grant Fund	600,000	0	0	0	0	600,000
DW0111C	MDP: Maryland Historical Trust Revolving Loan Fund	0	0	0	150,000	0	150,000
DW0112	MDP: Historic Preservation Tax Credit	0	0	22,000,000	0	0	22,000,000
SA2402A	DHCD: Baltimore Regional Neighborhood Initiative	0	0	12,000,000	0	0	12,000,000
SA2402B	DHCD: Community Development Block Grant Program	0	0	0	0	12,000,000	12,000,000
SA2402C	DHCD: Community Legacy Program	0	0	6,000,000	0	0	6,000,000
SA2402D	DHCD: National Capital Strategic Economic Development Fund	0	0	7,000,000	0	0	7,000,000
SA2402E	DHCD: Neighborhood Business Development	0	0	20,000,000	2,200,000	0	22,200,000
SA2402F	DHCD: Seed Community Development Anchor Institution Fund	0	0	10,000,000	0	0	10,000,000
SA2402G	DHCD: Strategic Demolition Fund	0	0	25,000,000	0	0	25,000,000
SA2507A	DHCD: Rental Housing Programs	0	0	30,000,000	18,000,000	9,000,000	57,000,000
SA2508A	DHCD: Homeownership Programs	0	0	16,000,000	5,000,000	0	21,000,000
SA2509A	DHCD: Special Loan Program	0	0	4,000,000	4,400,000	2,000,000	10,400,000
SA2510A	DHCD: Partnership Rental Housing Program	0	0	6,000,000	0	0	6,000,000
SA2515A	DHCD: Housing and Building Energy Programs	0	0	0	14,850,000	1,000,000	15,850,000
SA25A	DHCD: Shelter and Transitional Housing Facilities Grant Program	3,000,000	0	0	0	0	3,000,000
TG00A	Commerce: Maryland Arts Capital Grant Program	3,000,000	0	0	0	0	3,000,000
<b>Subtotal</b>		<b>\$26,431,000</b>	<b>\$0</b>	<b>\$158,000,000</b>	<b>\$44,600,000</b>	<b>\$24,000,000</b>	<b>\$253,031,000</b>
<b>Local Projects</b>							
H0102A	MISC: Anne Arundel County Joint 911 Public Safety Center	\$0	\$0	\$10,000,000	\$0	\$0	\$10,000,000
H0102B	MISC: Baltimore City Perkins, Somerset, Old Town Redevelopment	0	0	10,000,000	0	0	10,000,000

		Bonds		Current Funds (PAYGO)			
<b>Budget Code</b>	<b>Project Title</b>	<b>General Obligation</b>	<b>Revenue</b>	<b>General</b>	<b>Special</b>	<b>Federal</b>	<b>Total Funds</b>
H0102C	MISC: Classroom Art Spaces in Baltimore City Public Schools	0	0	0	5,000,000	0	5,000,000
H0102D	MISC: Baltimore County Security Square Mall	0	0	1,000,000	0	0	1,000,000
H0102E	MISC: Baltimore County Sparrows Point Fire Academy	0	0	9,000,000	0	0	9,000,000
H0102F	MISC: Montgomery County Bus Rapid Transit Project	0	0	10,000,000	0	0	10,000,000
H0102G	MISC: Prince George's County New Carrollton Metro	0	0	10,000,000	0	0	10,000,000
H0102H	MISC: Washington County Public Safety Training Center	0	0	2,250,000	0	0	2,250,000
ZA00A	MISC: Crownsville Hospital Memorial Park	5,000,000	0	0	0	0	5,000,000
ZA00B	MISC: B&O Railroad Museum South Car Shop Restoration	1,000,000	0	0	0	0	1,000,000
ZA00C	MISC: Baltimore City Markets	1,500,000	0	0	0	0	1,500,000
ZA00D	MISC: Baltimore Museum of Art	2,500,000	0	0	0	0	2,500,000
ZA00E	MISC: Benjamin Banneker Historical Park and Museum	2,000,000	0	0	0	0	2,000,000
ZA00F	MISC: Bethesda Market Lots 10-24	500,000	0	0	0	0	500,000
ZA00G	MISC: CASA Headquarters	250,000	0	0	0	0	250,000
ZA00H	MISC: Central Baltimore Partnership	2,000,000	0	0	0	0	2,000,000
ZA00I	MISC: Chrysalis Pavilion in Merriweather Park at Symphony Woods	1,000,000	0	0	0	0	1,000,000
ZA00J	MISC: East Baltimore Development Inc.	1,250,000	0	0	0	0	1,250,000
ZA00K	MISC: Federal Bureau of Investigation Headquarters Relocation	100,000,000	0	0	0	0	100,000,000
ZA00L	MISC: Hagerstown Field House	2,000,000	0	0	0	0	2,000,000
ZA00M	MISC: Historic Annapolis Restoration	3,000,000	0	0	0	0	3,000,000
ZA00N	MISC: Humanim	500,000	0	0	0	0	500,000
ZA00O	MISC: Inner Harbor Promenade	30,000,000	0	0	0	0	30,000,000
ZA00T	MISC: Maryland Sports and Entertainment Innovation Center	20,000,000	0	0	0	0	20,000,000
ZA00U	MISC: Maryland Zoo in Baltimore Infrastructure Improvements	6,282,000	0	0	0	0	6,282,000
ZA00V	MISC: Montgomery College East County Expansion	2,000,000	0	0	0	0	2,000,000

		Bonds		Current Funds (PAYGO)			
<b>Budget Code</b>	<b>Project Title</b>	<b>General Obligation</b>	<b>Revenue</b>	<b>General</b>	<b>Special</b>	<b>Federal</b>	<b>Total Funds</b>
ZA00W	MISC: Montgomery County Bus Rapid Transit Capital Improvements	7,000,000	0	0	0	0	7,000,000
ZA00X	MISC: National Aquarium in Baltimore	3,000,000	0	0	0	0	3,000,000
ZA00Y	MISC: Pikesville Armory Foundation Pikesville Armory Renovation	3,000,000	0	0	0	0	3,000,000
ZA00Z	MISC: Restoration Center	5,000,000	0	0	0	0	5,000,000
ZA00AA	MISC: Secure Compartmented Information Facilities	2,500,000	0	0	0	0	2,500,000
ZA00AB	MISC: Shepherd's Cove Family Shelter	5,000,000	0	0	0	0	5,000,000
ZA00AC	MISC: Stony Run Walking Path and Wyman Park	750,000	0	0	0	0	750,000
ZA00AD	MISC: Washington County Museum of Fine Arts	1,250,000	0	0	0	0	1,250,000
ZA00AE	MISC: White Flint Metro Station North Entrance	2,000,000	0	0	0	0	2,000,000
ZA00AF	MISC: White Flint Redevelopment	6,000,000	0	0	0	0	6,000,000
ZA00AG	MISC: Zero Emissions Buses	5,000,000	0	0	0	0	5,000,000
Y01A02	CAP: Unallocated General Fund PAYGO	0	0	100,000,000	0	0	100,000,000
<b>Subtotal</b>		<b>\$221,282,000</b>	<b>\$0</b>	<b>\$152,250,000</b>	<b>\$5,000,000</b>	<b>\$0</b>	<b>\$378,532,000</b>
<b>Transportation</b>							
JD00A	MDOT: WMATA Grants	\$0	\$0	\$167,000,000	\$0	\$0	\$167,000,000
<b>Subtotal</b>		<b>\$0</b>	<b>\$0</b>	<b>\$167,000,000</b>	<b>\$0</b>	<b>\$0</b>	<b>\$167,000,000</b>
<b>Current Year Total (Excluding MDOT)</b>		<b>\$1,206,639,000</b>	<b>\$477,231,000</b>	<b>\$817,330,524</b>	<b>\$960,315,649</b>	<b>\$158,209,000</b>	<b>\$3,619,725,173</b>
<b>Transportation CTP</b>		<b>\$0</b>	<b>\$110,000,000</b>	<b>\$0</b>	<b>\$1,214,831,491</b>	<b>\$1,405,553,933</b>	<b>\$2,730,385,424</b>
<b>Total Current Year (Including MDOT)</b>		<b>\$1,206,639,000</b>	<b>\$587,231,000</b>	<b>\$817,330,524</b>	<b>\$2,175,147,140</b>	<b>\$1,563,762,933</b>	<b>\$6,350,110,597</b>
<b>Deauthorizations as Introduced</b>		<b>-\$1,639,000</b>	<b>\$0</b>	<b>\$0</b>	<b>\$0</b>	<b>\$0</b>	<b>-\$1,639,000</b>
<b>Total Current Year Less Deauthorizations</b>		<b>\$1,205,000,000</b>	<b>\$587,231,000</b>	<b>\$817,330,524</b>	<b>\$2,175,147,140</b>	<b>\$1,563,762,933</b>	<b>\$6,348,471,597</b>



		Bonds		Current Funds (PAYGO)			
<b>Budget Code</b>	<b>Project Title</b>	<b>General Obligation</b>	<b>Revenue</b>	<b>General</b>	<b>Special</b>	<b>Federal</b>	<b>Total Funds</b>
<b>Fiscal 2023 Deficiencies</b>							
X00A01	STO: PAYGO Deficiency	\$0	\$0	\$219,000,000	\$0	\$0	\$219,000,000
H00H0102	MES: Eastern Correctional Institution Cogeneration Facility	0	0	6,412,424	0	0	6,412,424
<b>Total Fiscal 2023 Deficiencies</b>		<b>\$0</b>	<b>\$0</b>	<b>\$225,412,424</b>	<b>\$0</b>	<b>\$0</b>	<b>\$225,412,424</b>
<b>Entire Budget Total:</b>		<b>\$1,206,639,000</b>	<b>\$587,231,000</b>	<b>\$1,042,742,948</b>	<b>\$2,175,147,140</b>	<b>\$1,563,762,933</b>	<b>\$6,575,523,021</b>

BCCC: Baltimore City Community College  
 BPW: Board of Public Works  
 BSU: Bowie State University  
 CAP: capital  
 Commerce: Department of Commerce  
 CSMS: Combined Support Maintenance Shop  
 CTP: *Consolidated Transportation Program*  
 DHCD: Department of Housing and Community Development  
 DNR: Department of Natural Resources  
 DoIT: Department of Information Technology  
 DPSCS: Department of Public Safety and Correctional Services  
 DSP: Department of State Police  
 HSMCC: Historic St. Mary's City Commission  
 MDA: Maryland Department of Agriculture  
 MD: Military Department  
 MDE: Maryland Department of the Environment  
 MDEM: Maryland Department of Emergency Management  
 MDH: Maryland Department of Health  
 MDOA: Maryland Department of Aging  
 MDOD: Maryland Department of Disabilities  
 MDOT: Maryland Department of Transportation  
 MDP: Maryland Department of Planning  
 MDVA: Maryland Department of Veterans Affairs  
 MES: Maryland Environmental Service

MHA: Maryland Hospital Association  
 MHEC: Maryland Higher Education Commission  
 MICUA: Maryland Independent College and University Association  
 MISC: miscellaneous  
 MSA: Maryland Stadium Authority  
 MSD: Maryland School for the Deaf  
 MSDE: Maryland State Department of Education  
 MSLA: Maryland State Library Association  
 MSU: Morgan State University  
 PAYGO: pay-as-you-go  
 SMCM: St. Mary's College of Maryland  
 STO: State Treasurer's Office  
 SU: Salisbury University  
 TU: Towson University  
 UMB: University of Maryland Baltimore Campus  
 UMBC: University of Maryland Baltimore County  
 UMCES: University of Maryland Center for Environmental Science  
 UMCP: University of Maryland, College Park Campus  
 UMES: University of Maryland Eastern Shore  
 UMMS: University of Maryland Medical System  
 USMO: University System of Maryland Office  
 WMATA: Washington Metropolitan Area Transit Authority



**Appendix 4**  
**Capitol Budget – Significant Adjustments to Preauthorizations**  
**Included in the MMCBL of 2022 for Fiscal 2024**  
(\$ in Millions)

<b><u>Agency</u></b>	<b><u>Project Title</u></b>	<b><u>Preauthorization Amount</u></b>	<b><u>2024 Funded Amount</u></b>	<b><u>Difference</u></b>
MDOT	Point Lookout Road	\$10.00		-\$10.00
DHCD	Laurel Park – Backstretch Housing	10.00		-10.00
MISC	Bainbridge Naval Training Center Site Redevelopment	7.50		-7.50
MSA	Pimlico Demolition	5.00		-5.00
TU	Towson University Institute for Well-Being	5.00		-5.00
MISC	Sinai Hospital of Baltimore – LifeBridge Health	5.00		-5.00
MISC	Central Avenue Connector Trail Segment – Greenway and Spur	5.00		-5.00
MSU	Concrete Laboratory	3.00		-3.00
MISC	Intergenerational Center – Catholic Charities	3.00		-3.00
MISC	East Baltimore Transfer Station	3.00		-3.00
MISC	Town of Smithsburg – Water Street Improvements	3.00		-3.00
MISC	South Marlyn Avenue	3.00		-3.00
MISC	Perry Hall Sewer and Wastewater Infrastructure	2.50		-2.50
MISC	Holt Park	2.50		-2.50
MISC	University of Maryland Shore Medical Center at Chestertown	2.50		-2.50
DPSCS	Women's Prerelease Center	2.00		-2.00
MISC	Oak Creek West Park	2.00		-2.00
MISC	MedStar Franklin Square Hospital	2.00		-2.00
MIL	Freestate Challenge Academy	1.75		-1.75
MISC	Olney Boys and Girls Club Performance Sports Center	1.50		-1.50
MISC	Sandy Spring Museum	1.50		-1.50
MISC	Western Maryland Scenic Railroad	1.50		-1.50
MISC	Montgomery County Local Public School Playgrounds	1.35		-1.35
MISC	Mount Rainier Welcome Center	1.25		-1.25
MISC	South Valley Park Improvements	1.00		-1.00
MISC	Town of Sykesville Infrastructure Improvements	1.00		-1.00
MISC	MedStar Montgomery Medical Center – Intensive Care Unit	1.00		-1.00
MISC	Sang Run State Park - Youghiogheny River Trail Section 2	0.70		-0.70
MISC	Garrett College – Ballfield Reconstruction	0.55		-0.55
MISC	Town of Brookeville	0.50		-0.50
MISC	Sound Barrier	0.50		-0.50
MISC	Six Bridge Trail	0.50		-0.50
MISC	Allegany County Fairgrounds	0.50		-0.50

<u>Agency</u>	<u>Project Title</u>	<u>Preauthorization Amount</u>	<u>2024 Funded Amount</u>	<u>Difference</u>
MISC	Maryland Center for History and Culture	0.50		-0.50
MISC	BlackRock Center for the Arts	0.35		-0.35
MISC	Chesapeake Bay Foundation Oyster Facility	0.05		-0.05
UMMS	Capital Region Medical Center – Oncology Center	27.00	\$27.00	0.00
MISC	Baltimore City Markets	1.50	1.50	0.00
MISC	Baltimore Museum of Art	2.50	2.50	0.00
MISC	CASA Headquarters	0.25	0.25	0.00
MISC	Chrysalis Pavilion	1.00	1.00	0.00
MISC	Crownsville Hospital Infrastructure and Memorial Park	5.00	5.00	0.00
MISC	Humanim	0.50	0.50	0.00
MISC	Montgomery College East County Expansion	2.00	2.00	0.00
MISC	White Flint Metro Station North Entrance	2.00	2.00	0.00
MISC	Washington County Museum of Fine Arts	1.25	1.25	0.00
MISC	Restoration Center	5.00	5.00	0.00
MISC	Stony Run Walking Path and Wyman Park	0.75	0.75	0.00
MISC	Central Baltimore Partnership	2.00	2.00	0.00
MISC	Hagerstown Field House	2.00	2.00	0.00
MISC	Prince George's Family Crisis Center	5.00	5.00	0.00
MISC	Arts Every Day	5.00	5.00	0.00
MISC	Next Level Sports Innovation Center	20.00	20.00	0.00
MISC	Secure Compartmented Information Facilities	2.50	2.50	0.00
MISC	Inner Harbor Promenade	30.00	30.00	0.00
MISC	Benjamin Banneker Historical Park and Museum	2.00	2.00	0.00
MISC	Pikesville Armory	3.00	3.00	0.00
MISC	B & O Railroad Museum	1.00	1.00	0.00
MISC	East Baltimore Development Inc.	1.25	1.25	0.00
MISC	Montgomery County Bus Rapid Transit Project	7.00	7.00	0.00
MISC	Bethesda Market Lots 10-24	0.50	0.50	0.00
MISC	White Flint Redevelopment	6.00	6.00	0.00
MISC	Zero Emissions Buses	5.00	5.00	0.00
MISC	Federal Bureau of Investigation Headquarters	100.00	100.00	0.00
MSU	Patuxent Environmental and Aquatic Research Laboratory	2.00	2.50	0.50
<b>Total</b>		<b>\$335.00</b>	<b>\$243.50</b>	<b>-\$91.50</b>

DHCD: Department of Housing and Community Development  
 DPSCS: Department of Public Safety and Correctional Services  
 MCCBL: Maryland Consolidated Capital Bond Loan  
 MDOT: Maryland Department of Transportation  
 MIL: Military Department  
 MISC: Miscellaneous  
 MSA: Maryland Stadium Authority  
 MSU: Morgan State University  
 TU: Towson University  
 UMMS: University of Maryland Medical System

**Appendix 5**  
**Status of Capital Budget Mandates**  
**Fiscal 2024**  
(\$ in Thousands)

<u>Agency</u>	<u>Program</u>	<u>Year Established/Extended</u>	<u>2024 Mandated Amount</u>	<u>Amount Programmed in 2022 Session CIP</u>	<u>2024 Funding Amount</u>	<u>Mandated Amount Above CIP</u>
Commerce	Maryland Arts Capital Grant Program	2021	\$3,000	\$3,000	\$3,000	\$0
DHCD	Baltimore Regional Neighborhoods Initiative	Extended 2021	12,000	12,000	12,000	0
DHCD	Seed Anchor Institution Fund	Extended 2019	10,000	10,000	10,000	0
DHCD	National Capital Strategic Economic Development Fund	2019	7,000	7,000	7,000	0
DHCD	Shelter and Transitional Housing	2016	3,000	3,000	3,000	0
DNR	Rural Legacy – Transfer Tax Payback	2022	5,444	0	5,444	5,444
DNR	POS – Baltimore City Direct Grant	Increased 2022	10,000	6,000	10,000	4,000
DNR	Oyster Restoration Activities in the Eastern Bay	2022	1,000	0	1,000	1,000
DNR	Park System Critical Maintenance Fund	2022	70,000	0	70,000	70,000
DNR	Park System Capital Improvements and Acquisition Fund	2022	36,873	0	36,873	36,873
DNR	Maryland Agricultural Land Preservation Fund	2022	16,564	0	16,564	16,564
IAC	Supplemental Capital Grant Program	2015	40,000	40,000	40,000	0
IAC	Healthy School Facility Fund	Extended 2021	90,000	40,000	90,000	50,000
IAC	Aging Schools	Existing	6,109	6,109	6,109	0
IAC	School Construction Revolving Loan Fund	2022	20,000	10,000	20,000	10,000
MDP	African American Heritage	Increased 2022	5,000	1,000	5,000	4,000
MHEC	Community Colleges Facilities Renewal <sup>1</sup>	2019	2,587	2,587	2,587	0
MSLA	Local Libraries	Increased 2021	7,500	7,500	11,550	0
MSU	Patuxent Environmental and Aquatic Research Laboratory	2022	2,500	0	2,500	2,500
<b>Total</b>			<b>\$348,577</b>	<b>\$148,196</b>	<b>\$352,627</b>	<b>\$200,381</b>

CIP: *Capital Improvement Program*

IAC: Interagency Commission on School Construction

MSLA: Maryland State Library Agency

DHCD: Department of Housing and Community Development

MHEC: Maryland Higher Education Commission

MSU: Morgan State University

DNR: Department of Natural Resources

MDP: Maryland Department of Planning

POS: Program Open Space

<sup>1</sup> Figure only includes the mandated amount. An additional \$15 million of general funds is budgeted in the Dedicated Purpose Account to fund facilities renewal at community colleges through the MHEC program.



**Appendix 6**  
**GO Bond Deauthorizations**  
**Maryland Consolidated Capital Bond Loan of 2023**

<b><u>Chapter Law</u></b>	<b><u>Agency</u></b>	<b><u>Project Title</u></b>	<b><u>Amount</u></b>	<b><u>Reason</u></b>
ZF1000	UMES	New Engineering and Aviation Science Building	-\$297,946	Project Complete
ZF1100	MSU	Campuswide Utility Upgrade	-263,049	Project Complete
ZF1200	MD	Havre de Grace Readiness Center	-360,791	Project Complete
ZF1900	MD	Easton Readiness Center	-215,297	Project Complete
ZF2200	MSU	Behavioral and Social Sciences Building	-235,193	Project Complete
ZF2300	BPW	Harriett Tubman and Frederick Douglas Statutes	-266,724	Project Complete
<b>Total Deauthorizations</b>			<b>-\$1,639,000</b>	

BPW: Board of Public Works  
GO: general obligation  
MD: Military Department  
MSU: Morgan State University  
UMES: University of Maryland Eastern Shore





**Appendix 7**  
**Other Changes to Prior Authorizations**

<b><u>Chapter Law</u></b>	<b><u>Agency</u></b>	<b><u>Project Title</u></b>	<b><u>Amendment Description</u></b>
Chapter 396 of 2011 as amended by Chapter 344 of 2022	MDP	African American Heritage Preservation Program	Extends authorization termination date
Chapter 444 of 2012 as amended by Chapter 344 of 2022	MDP	African American Heritage Preservation Program	Extends authorization termination date
Chapter 424 of 2013 as amended by Chapter 344 of 2022	MDP	African American Heritage Preservation Program	Extends authorization termination date
Chapter 463 of 2014 as amended by Chapter 9 of 2018, Chapter 14 of 2019, and Chapter 63 of 2021	SMCM	Anne Arundel Hall Reconstruction	Extends authorization termination date
Chapter 463 of 2015 as amended by Chapter 344 of 2022	MDP	African American Heritage Preservation Program	Extends authorization termination date
Chapter 495 of 2015	MDP	St. Leonard's Creek Shoreline Erosion Control	Extends authorization termination date
Chapter 495 of 2015 as amended by Chapter 9 of 2018, Chapter 14 of 2019, Chapter 344 of 2022	SMCM	Anne Arundel Hall Reconstruction	Extends authorization termination date
Chapter 495 of 2013 as amended by Chapter 344 of 2022	MDP	African American Heritage Preservation Program	Extends authorization termination date
Chapter 27 of 2016	MDP	African American Heritage Preservation Program	Extends authorization termination date
Chapter 27 of 2016	SMCM	Campus Infrastructure Improvements	Extends authorization termination date
Chapter 27 of 2016	SMCM	Academic Building and Auditorium	Extends authorization termination date
Chapter 27 of 2016	MSU	New Student Services Support Building	Extends authorization termination date

<b><u>Chapter Law</u></b>	<b><u>Agency</u></b>	<b><u>Project Title</u></b>	<b><u>Amendment Description</u></b>
Chapter 27 of 2016 as amended by Chapter 537 of 2020	MDP	St. Leonard Creek Shoreline Erosion Control	Extends authorization termination date
Chapter 22 of 2017	MHA	Garrett County Memorial Hospital	Extends authorization termination date
ZF2500	STO	Bond Premium	Corrects error in 2022 session capital bill
ZF2600	STO	Bond Premium Deficiency	Authorizes general funds appropriated as a fiscal 2023 deficiency to be used to support capital projects authorized in the 2022 session capital bill
ZF2700	DNR	Critical Maintenance Program	Moves authorization for Druid Hill Park Phase I and Friends of the Patapsco Valley State Park Simkins Mill from DNR Critical Maintenance Program to Miscellaneous Grant Programs to facilitate use of the funds as authorized

DNR: Department of Natural Resources  
 MDP: Maryland Department of Planning  
 MHA: Maryland Hospital Association  
 MSU: Morgan State University  
 SMCM: St. Mary's College of Maryland

Appendix 8  
General Obligation Bond Preauthorizations

<u>Agency</u>	<u>Project Title</u>	<u>2024 Session</u>	<u>2025 Session</u>	<u>2026 Session</u>
ZF2900	MDEM Maryland Department of Emergency Management Headquarters	\$6,675,000		
ZF3000	MSA Department of Legislative Services Building	13,539,000		
ZF3100	Judiciary Judiciary New Courts of Appeal Building	63,265,000	\$62,852,000	
ZF3200	Judiciary Judiciary Shillman Building Conversion	16,885,000	2,050,000	
ZF3300	DNR Natural Resources Development Fund	6,038,000		
ZF3400	MDH Demolish Decommissioned Buildings	2,404,000		
ZF3500	MDH Clifton T. Perkins Hospital	21,109,000		
ZF3600	DPSCS High Temperature Distribution and Perimeter Security Improvements	16,113,000		
ZF3700	UMB Central Electric Substation and Electrical Infrastructure Upgrades	9,401,000		
ZF3800	UMCP Interdisciplinary Engineering Building	64,920,000	38,150,000	\$2,120,000
ZF3900	BSU Communication Arts and Humanities Building	4,689,000		
ZF4000	TU Smith Hall Renovation	63,175,000	52,374,000	
ZF4100	UMES Agricultural Research Education Center	2,993,000		
ZF4200	UMBC Sherman Hall Renovation	23,201,000	19,540,000	2,087,000
ZF4300	USMO Columbus Center Deferred Maintenance	13,988,000	2,551,000	
ZF4400	MHEC Community College Construction Grant Program	34,426,000	5,090,000	
ZF4500	MSU Campus Expansion Phase I Lake Clifton High School Demolition	9,425,000		
ZF4600	MDE Comprehensive Flood Management Program	3,000,000		
ZF4700	MES Infrastructure Improvement Fund	3,973,000	882,000	
ZF4800	DSP Barrack V Berlin New Forensic Lab and Garage	2,270,000		
ZF4900	MISC Federal Bureau of Investigation Headquarters Relocation	100,000,000		
<b>Preauthorizations as Introduced</b>		<b>\$481,489,000</b>	<b>\$183,489,000</b>	<b>\$4,207,000</b>

DNR: Department of Natural Resources  
DPSCS: Department of Public Safety and Correctional Services  
DSP: Department of State Police  
MDE: Maryland Department of the Environment  
MHEC: Maryland Higher Education Commission  
MDH: Maryland Department of Health  
MES: Maryland Environmental Service

MISC: miscellaneous  
MSA: Maryland Stadium Authority  
MSU: Morgan State University  
UMBC: University of Maryland Baltimore County  
UMES: University of Maryland Eastern Shore  
USMO: University System of Maryland Office



## Appendix 9

### Fiscal 2024 PAYGO General Funds Allocated to the Dedicated Purpose Account (\$ in Millions)

<u>Agency</u>	<u>Project Title</u>	<u>Amount</u>
MDOT	Washington Metro Area Transit Authority	\$167.0
MISC	Legislative Initiatives	100.0
MDVA	New State Veterans Home	6.3
	<b>Total</b>	<b>\$273.3</b>

### Fiscal 2024 PAYGO Fund from the Fiscal Responsibility Fund (\$ in Millions)

<u>Agency</u>	<u>Project Title</u>	<u>Amount</u>
MSDE	Public School Construction Program	\$268.5
MHEC	Facilities Renewal	15.0
UMES	Agricultural Research Education Center	12.6
MISC	Classroom Art Spaces in Baltimore City Public Schools	5.0
USMO	Columbus Center Deferred Maintenance	4.9
BCCC	Deferred Facilities Renewal	4.0
	<b>Total</b>	<b>\$310.0</b>

BCCC: Baltimore City Community College  
 MDOT: Maryland Department of Transportation  
 MDVA: Maryland Department of Veterans Affairs  
 MHEC: Maryland Higher Education Commission  
 MISC: miscellaneous  
 MSDE: Maryland State Department of Education  
 UMES: University of Maryland Eastern Shore  
 USMO: University System of Maryland Office



**Appendix 10**  
**Status of Fiscal 2023 General Fund PAYGO Appropriated to the DPA**

<u>Agency</u>	<u>Project Title</u>	<u>General Funds</u>	<u>Released</u>	<u>Amount Remaining</u>
BPW	Facilities Renewal Fund	\$75.0	\$0.0	\$75.0
MDVA	New Veterans Home	63.3	0.0	63.3
MDOT	WMATA Grants	167.0	167.0	0.0
DNR	Critical Maintenance Program	25.0	0.0	25.0
DNR	Natural Resources Development Fund –			
	POS Repayment	8.2	8.2	0.0
DNR	POS – State – POS Repayment	6.6	6.6	0.0
DNR	POS – Local – POS Repayment	5.0	5.0	0.0
DNR	Rural Legacy Program – POS Repayment	1.1	1.1	0.0
MDA	Maryland Agricultural Land Preservation			
	Program – POS Repayment	3.8	3.8	0.0
USM	Capital Facilities Renewal	65.0	0.0	65.0
BCCC	Deferred Maintenance	5.0	0.0	5.0
SMCM	Campus Infrastructure Improvements	5.0	5.0	0.0
MHEC	Community College Facilities Renewal			
	Grant Program	15.0	6.0	9.0
MSU	Deferred Maintenance and Site Improvements	10.0	0.0	10.0
	<b>Subtotal DPA (Introduced-Final)</b>	<b>\$455.0</b>	<b>\$199.7</b>	<b>\$255.3</b>
MSD	Veditz Building Renovation	\$9.6	\$9.6	\$0.0
HSMCC	Maryland Heritage Interpretive Center	12.0	12.0	0.0
DJS	Baltimore City Juvenile Justice Center	10.3	10.3	0.0
MSU	New Health and Human Services Building	66.0	66.0	0.0
DPSCS	High Temperature Distribution and Perimeter			
	Security Improvements	10.8	10.8	0.0
DPSCS	Jessup Regional Electrical Infrastructure			
	Upgrade	3.1	3.1	0.0
BPW	Renovations to 2100 Guilford Ave	28.9	0.0	28.9
DSP	Barrack V Berlin: New Barrack and			
	Forensic Lab	11.1	11.1	0.0
UMB	Central Electric Substation and Electric			
	Infrastructure Upgrades	16.1	16.1	0.0
UMCP	Chemistry Building Wing 1 Replacement	57.8	57.8	0.0
BSU	Communication Arts and Humanities Building	73.2	73.2	0.0
CSU	Percy Julian Building Renovation	2.5	2.5	0.0
TU	New College of Health Professions Building	88.7	88.7	0.0
MDOT	Howard Street Tunnel	51.5	51.5	0.0
MES	Dorsey Run Wastewater Treatment Plant –			
	Sludge Processing Facility	0.5	0.5	0.0
MES	Camp Fretterd – Water and Wastewater System			
	Upgrades	7.7	7.7	0.0
MES	Horn Point Laboratory Sewer Collection System	0.2	0.2	0.0

<u>Agency</u>	<u>Project Title</u>	<u>General Funds</u>	<u>Released</u>	<u>Amount Remaining</u>
MES	Cheltenham Youth Center – Wastewater Treatment Plant Upgrades	6.7	6.7	0.0
MES	Cheltenham Youth Center – Water Treatment Plant Upgrades	1.3	1.3	0.0
MES	ECI – Wastewater Treatment Plan and Reverse Osmosis	0.5	0.5	0.0
MES	Charlotte Hall Water Treatment Plant and Storage System Upgrades	0.5	0.5	0.0
MDEM	Headquarters Renovation	9.1	9.1	0.0
MSU	New Science Center	7.0	7.0	0.0
JUD	Shillman Building Conversion	25.8	25.8	0.0
DSP	Tactical Services Facility	3.9	0.4	3.4
UMCES	Chesapeake Analytics Collaborative Building	9.4	9.4	0.0
MDP	Maryland Archaeological Conservation Laboratory Expansion	3.5	3.5	0.0
BCCC	Learning Commons	2.2	2.2	0.0
DPSCS	Therapeutic Treatment Center	13.9	13.9	0.0
BPW	Harford District Court	12.0	12.0	0.0
TU	Smith Hall Renovation	6.1	6.1	0.0
SU	Blackwell Hall Renovation	1.9	1.9	0.0
MHEC	Catonsville – Student Services Center Renovation and Expansion (Baltimore County)	1.2	1.2	0.0
MHEC	Dundalk – Student Service Center Renovation (Baltimore County)	0.3	0.3	0.0
MHEC	Essex – Wellness and Athletics Center Renovation and Addition (Baltimore County)	2.1	2.1	0.0
MHEC	Multiple Building Roof Replacement (Baltimore County)	0.7	0.7	0.0
MHEC	Systemic Renovation (Carroll)	3.3	3.3	0.0
MHEC	Chesapeake Welcome Center Renovation and Addition (Harford)	7.7	7.7	0.0
MHEC	Mathematics and Athletic Complex (Howard)	14.8	14.8	0.0
MHEC	Catherine and Isiah Leggett Math and Science Building (Montgomery)	3.9	3.9	0.0
MHEC	Takoma Park Silver Spring Library Renovation (Montgomery)	3.7	3.7	0.0
MHEC	Marlboro Hall Renovation and Addition (Prince George's)	10.0	10.0	0.0
MHEC	Second Entrance Drive Widening (Washington)	4.0	4.0	0.0
MHEC	Chesapeake College Learning Resource Center Chiller and Roof (Regional)	0.9	0.9	0.0
MHEC	College of Southern Maryland – Hughesville Center for Health Science (Regional)	0.7	0.7	0.0
MHEC	College of Southern Maryland – Student Resource Center (Regional)	2.4	2.4	0.0
MHEC	Wor-Wic Community College – Applied Technology Building (Regional)	11.5	11.5	0.0
DoIT	Public Safety Communication System	13.1	13.1	0.0



<u>Agency</u>	<u>Project Title</u>	<u>General Funds</u>	<u>Released</u>	<u>Amount Remaining</u>
UMMS	Comprehensive Cancer Treatment and Organ Transplant	25.0	0.0	25.0
MDEM	Conowingo Dam Watershed	25.0	0.0	25.0
MES	Conowingo Dam Dredging	6.0	3.3	2.7
FSU	Facilities Renewal	10.0	10.0	0.0
BPW	Facilities Renewal Program	35.0	0.0	35.0
BPW	State House Exterior and Grounds Restoration	26.1	26.1	0.0
DNR	Oyster Restoration Program	13.6	13.6	0.0
MISC	Maryland Food Center Authority	10.0	10.0	0.0
DNR	Community Parks and Playgrounds	5.0	5.0	0.0
JUD	Washington County District Court	4.0	4.0	0.0
MSU	New Science Center I	3.3	3.3	0.0
DHCD	Shelter and Transitional Housing	3.0	0.0	3.0
MDP	Historic Revitalization Tax Credit MDP)	10.0	10.0	0.0
<b><i>Subtotal DPA (Supplemental Budget No. 4)</i></b>		<b>\$810.0</b>	<b>\$677.0</b>	<b>\$133.0</b>
<b>Total General Fund PAYGO in DPA</b>		<b>\$1,265.0</b>	<b>\$876.7</b>	<b>\$388.3</b>

BCCC: Baltimore City Community College  
 BPW: Board of Public Works  
 BSU: Bowie State University  
 CSU: Coppin State University  
 DHCD: Department of Housing and Community  
 Development  
 DJS: Department of Juvenile Services  
 DNR: Department of Natural Resources  
 DPA: Dedicated Purpose Account  
 DPSCS: Department of Public Safety and Correctional  
 Services  
 DoIT: Department of Information Technology  
 DSP: Department of State Police  
 ECI: Eastern Correctional Institution  
 FSU: Frostburg State University  
 HSMCC: Historic St. Mary's City Commission  
 JUD: Judiciary  
 MDA: Maryland Department of Agriculture  
 MDEM: Maryland Department of Emergency  
 Management

MDOT: Maryland Department of Transportation  
 MDP: Maryland Department of Planning  
 MDVA: Maryland Department of Veterans Affairs  
 MES: Maryland Environmental Service  
 MHEC: Maryland Higher Education Commission  
 MISC: miscellaneous  
 MSD: Maryland School for the Deaf  
 MSU: Morgan State University  
 PAYGO: pay-as-you-go  
 POS: Program Open Space  
 TU: Towson University  
 SMCM: St. Mary's College of Maryland  
 SU: Salisbury University  
 UMB: University of Maryland Baltimore Campus  
 UMCES: University of Maryland Center for  
 Environmental Science  
 UMCP: University of Maryland, College Park Campus  
 UMMS: University of Maryland Medical System  
 USM: University System of Maryland  
 WMATA: Washington Area Metropolitan Transit Authority



**Appendix 11**  
**Comparison of CDAC, SAC, Governor's Request, and**  
**Final Legislative Authorization**  
**1999-2023 Session**  
**(\$ in Millions)**

<u>Session</u>	<u>CDAC</u>	<u>SAC</u>	<u>Governor</u>	<u>Final</u>
1999	\$445	\$445	\$445	\$445
2000	460	460	460	460
2001	475	475	475	505 <sup>1</sup>
2002	520	720	731	720 <sup>2</sup>
2003	740	740	740	740
2004	655	655	655	655
2005	670	670	670	670
2006	690	690	690	690
2007	810	810	810	810
2008	935	935	935	935
2009	1,110	1,110	1,110	1,110
2010	1,140	1,140	1,140	1,140
2011	925	925	925	925
2012	1,075	1,075	1,075	1,075
2013	1,075	1,075	1,075	1,075
2014	1,160	1,160	1,160	1,160 <sup>3</sup>
2015	1,170	1,095	995	1,045 <sup>4</sup>
2016	995	1,055	995	995 <sup>5</sup>
2017	995	1,065	995	1,065
2018	995	1,075	995	1,075
2019	995	1,085	1,085	1,085
2020	1,095	1,095	1,095	1,095
2021	1,095	1,105	1,105	1,105
2022	900	900	1,165	1,165 <sup>6</sup>
2023	600	1,205	1,205	

CDAC: Capital Debt Affordability Committee

SAC: Spending Affordability Committee

<sup>1</sup>CDAC was reconvened in March 2001 and increased the limit to \$505 million.

<sup>2</sup>SAC increased the \$520 CDAC recommendation to make room for \$200 million of previously funded projects with pay-as-you-go (PAYGO) to be deauthorized and funded with general obligation (GO) bonds.

<sup>3</sup>Although the General Assembly concurred with the recommendation to increase the 2014 session authorization by \$75 million, SAC recommended against increasing out-year authorizations by \$75 million annually.

<sup>4</sup>General Assembly did not authorize new GO bonds to the \$1,095 million limit and instead constrained the limit to \$1,045, although \$48 million in bond premium was used to supplement State capital spending.

<sup>5</sup>General Assembly did not authorize new GO bonds to the \$1,055 million limit and instead constrained the limit to the Governor's recommendation of \$995 million, although this included the use of \$122 million in general funds to supplement the capital program later reduced to \$63 million through the actions of the Board of Public Works and the decision by the Administration to not appropriate \$48 million of general funds restricted in the State Reserve fund for capital purposes.

<sup>6</sup>SAC concurred with the CDAC recommendation to set the level of new GO bond authorizations at \$900 million provided the Governor use the State's fund balance to expand the use of PAYGO general funds.

Source: 2022 *Capital Debt Affordability Committee Report*