



# Resolution

25-05

## A RESOLUTION TO ESTABLISH THE FISCAL YEAR 2026 ANNUAL BUDGET AND APPROPRIATIONS

WHEREAS public information sessions have been held on May 19<sup>th</sup>, 20<sup>th</sup> & 21<sup>st</sup> at 7:00pm at Kent Island Library, the Liberty Building and Sudlersville Middle School, respectively;

BE IT RESOLVED THIS 10<sup>th</sup> day of June 2025, by the County Commissioners of Queen Anne's County, that except as otherwise provided herein, a real estate tax rate for Fiscal Year 2026 of \$.8300 per \$100 of assessed valuation, be and is hereby adopted;

AND BE IT FURTHER RESOLVED, pursuant to Sections 5-22 et seq. of the Code of Public Local Laws of Queen Anne's County, Maryland that the tax rate for the municipality of Centreville shall be \$.7000 per \$100 of assessed valuation, and the tax rate for the municipality of Millington shall be \$.7450 per \$100 of assessed valuation;

AND BE IT FURTHER RESOLVED that a tax rate for Fiscal Year 2026 of \$2.075 per \$100 of assessed valuation for operating personal property of a public utility and operating personal property used to generate electricity for sale, be and is hereby adopted;

AND BE IT FURTHER RESOLVED that the County income tax rate remain unchanged at 3.20%;

AND BE IT FURTHER RESOLVED that, pursuant to the authority of Queen Anne's County Ordinance Number 92-11 providing for a Kent Narrows Commercial Management and Waterfront Improvement District, a supplemental real property tax at a rate of \$.06 per \$100 of assessed valuation be and is hereby adopted for Fiscal Year 2026. The tax shall be levied on those properties subject to such a tax under the provisions of Ordinance Number 92-11;

AND BE IT FURTHER RESOLVED that the annual sewer and water operations and maintenance rate escalator for all Sanitary District rate schedules for the Fiscal Year 2026 budget year is set at 2.5%, with the exception of the Southern Kent Island Subdistrict which shall see no increase in rates;

AND BE IT FURTHER RESOLVED that, effective July 1, 2016, funds generated by the recordation tax established under County Ordinance No. 08-17 shall be applied, apportioned and expended as follows:

- A. \$0.15 of the \$4.95 recordation tax rate shall be paid to the Critical Workforce Program administered by the Department of Housing and Community Services.

- B. The balance of the funds generated by the recordation tax shall be payable to the General Fund.

AND BE IT FURTHER RESOLVED that Other Post-Employment Benefits shall continue to be funded in accordance with the approved 10-year plan;

AND BE IT FURTHER RESOLVED that the Volunteer Fire Companies may carry forward their capital budget allocations for fire and station related equipment, from one fiscal year to the next, while they are still required to submit receipts and evidence of items purchased, and must maintain these capital funds in a separate account with no commingling of these funds with any other account;

AND BE IT FURTHER RESOLVED that the Board of Education will be funded at \$7,615,140 above Maintenance of Effort;

AND BE IT FURTHER RESOLVED that the Board of Education budget is adopted by category, in accordance with the Maryland Annotated Code, Education Article, Section 5-101. Any transfers between categories must be approved by the County Commissioners (Section 5-105), including, within 30 days after the adoption of the budget, the changes to categories which reflect how the alterations to the budget approved by the County Commissioners will be implemented (Section 5-103). In implementing this provision, upon adoption of the Board of Education's budget as reconciled to the approved County contribution, the Board must submit their revised budget by category for approval of the County Commissioners;

AND BE IT FURTHER RESOLVED that the Board of Education shall meet jointly with selected staff and members of the County Finance Office and Spending Affordability Committee to review the Board of Education budget and forecasted expenditures throughout the year;

AND BE IT FURTHER RESOLVED that the revenue received from the personal property tax on solar generation of electricity and any payments in lieu of taxes received from such solar generation projects shall be budgeted for farmland preservation;

AND BE IT FURTHER RESOLVED that there will be a continuing annual review of capital projects based on annual budgeted amounts versus annual spending;

AND BE IT FURTHER RESOLVED that any savings from capital projects shall be returned to the General Capital Projects Fund. Any re-appropriation of said savings requires the approval of the County Commissioners. Project funds must be expended within three years;

AND BE IT FURTHER RESOLVED that the proposed budgets for the General Fund, the Special Revenue Funds, the Enterprise Funds, and the Capital Projects funds for Fiscal Year 2026, copies of which are attached hereto, as a part hereof, be and are hereby adopted.


AND BE IT FURTHER RESOLVED that the County is hereby declaring its official intent to reimburse expenditures to comply with the requirements of the Internal Revenue Code of 1986, as amended, and Section 1.150-2 of the Income Tax Regulations as follows:

- A. The County reasonably expects that it will issue tax-exempt bonds or other obligations to finance all or a portion of each project for which bonds are described as the source of funding in the Capital Budget by year included in the attached budget;
- B. The County intends to expend money on such capital projects from County funds prior to the issuance of debt by the County for such purposes;

- C. The County intends to reimburse such expenditures from the proceeds of tax-exempt bonds or other obligations to be issued by the County in amounts not to exceed the principal amounts listed per project in the attached "Capital Budget by Year" table under the "Bonds" column.

AS WITNESS the hands and seals of the County Commissioners of Queen Anne's County, Maryland the day and year above written.

THE COUNTY COMMISSIONERS OF  
QUEEN ANNE'S COUNTY




Christopher M. Corchiarino, President



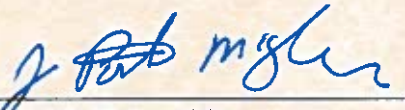
James J. Moran



Jack N. Wilson, Jr.




Phillip L. Dumenil



J. Patrick McLaughlin

ATTEST:



Stephanie L. Jarrell, Executive Assistant

**FY2026 REVENUES - GENERAL FUND  
COMMISSIONERS' APPROVED BUDGET**

	FY24 Actual	FY25 Revised Budget	FY26 Approved Budget
<b>Revenue Sources - By Type</b>			
<b>Taxes</b>			
Real & Personal Prop Taxes	79,382,236	82,650,000	89,466,500
Income Taxes	86,007,950	83,045,000	89,500,000
Public Utility Tax	2,667,121	2,450,000	2,650,000
Admission & Amusement Tax	261,842	252,000	260,000
Sales Tax - Cannabis	83,040	250,000	25,000
Hotel Tax	1,127,036	1,100,000	1,250,000
Franchise Fee	364,677	375,000	325,000
Recordation Taxes	7,436,184	6,500,000	7,000,000
Transfer Taxes	2,885,299	2,300,000	2,600,000
<b>Licenses &amp; Permits</b>	802,612	880,875	880,375
<b>Intergovernmental</b>	3,265,896	3,222,733	2,803,687
<b>Service Charges</b>	4,131,708	3,466,987	3,973,202
<b>Miscellaneous</b>			
Interest Income	7,418,478	2,500,000	5,500,000
Fines	51,929	73,500	53,500
Other Income	1,626,137	762,954	611,100
GASB Adjustments	38,000	-	-
<b>Transfers In (School Impact Fee Debt Svc )</b>	2,165,911	2,167,290	2,166,439
<b>Fund Balance</b>	-	1,131,089	-
<b>TOTAL REVENUES</b>	<b>199,716,056</b>	<b>193,127,428</b>	<b>209,064,803</b>

**TAX RATES:**

1. Real Property Tax revenue for FY26 is based on a rate of \$.8300 per \$100 of assessed valuation for all properties in Queen Anne's County
2. Railroad and Public Utilities Tax and operating personal property used to generate electricity for sale for FY26 is based on a rate of \$2.075 per \$100 of assessed valuation
3. Local Income Tax revenue for FY26 is based on a rate of 3.20% of the Maryland Taxable Income
4. Recordation Tax revenue for FY26 is based on a rate of \$4.95 per \$500 of the value of the recorded transaction
5. Transfer Tax revenue for FY26 is based on a rate of .5% of the dollar consideration presented for recording  
The rate drops to .25% for First time Maryland Homebuyers who occupy the property as their principal residence
6. Hotel tax revenue for FY26 is based on a rate of 5% of the value of the rental of rooms for sleeping accommodations provided to transients
7. Admissions and Amusement Tax revenue for FY26 is based on a rate of 5% of the value of the amusement or admission

**QUEEN ANNE'S COUNTY  
FY2026 EXPENDITURES - GENERAL FUND  
COMMISSIONERS' APPROVED BUDGET**

	FY24 Actual	FY25 Revised Budget	FY26 Approved Budget
<b>County Administration</b>			
County Commissioners	754,444	774,123	809,575
Executive	299,027	310,035	326,682
Legal	875,018	1,253,356	676,753
Budget & Finance	1,621,396	1,867,102	2,085,978
Information Technology	3,603,958	4,232,506	4,967,502
Human Resources	858,786	979,230	1,098,855
Economic & Tourism Development	1,036,415	1,176,446	1,255,886
QAC-TV	495,154	543,137	626,695
Community Affairs	128,882	150,698	164,341
<b>TOTAL</b>	<b>9,673,080</b>	<b>11,286,633</b>	<b>12,012,267</b>
<b>Community Services</b>			
Area Agency on Aging	2,481,280	2,881,573	3,289,787
Housing & Community Services	721,418	693,659	815,715
Local Management Board	491,311	676,543	737,883
Public Housing Authority	-	500,000	829,703
<b>TOTAL</b>	<b>3,694,009</b>	<b>4,751,775</b>	<b>5,673,088</b>
<b>Planning &amp; Zoning</b>			
	<b>2,500,542</b>	<b>3,019,196</b>	<b>2,972,500</b>
<b>Public Safety</b>			
Detention Center	6,385,869	7,488,005	7,832,489
Emergency Services	14,792,603	16,090,968	16,824,490
<b>TOTAL</b>	<b>21,178,472</b>	<b>23,578,973</b>	<b>24,656,979</b>
<b>Public Works</b>			
Administration	655,358	637,543	712,470
Animal Services	1,435,976	1,672,494	2,160,759
Engineering	1,125,493	1,379,108	1,469,428
General Services	2,769,322	3,540,986	3,543,653
Roads	4,053,145	5,020,379	5,133,179
Solid Waste	1,700,479	2,025,544	2,142,363
Property Management	371,865	420,880	452,731
<b>TOTAL</b>	<b>12,111,638</b>	<b>14,696,934</b>	<b>15,614,583</b>
<b>Parks and Recreation</b>			
Parks	4,925,239	5,459,746	5,702,118
Recreation	1,116,935	1,300,877	1,254,978
Airport	59,251	59,361	54,253
Golf Course	-	164,601	156,892
<b>TOTAL</b>	<b>6,101,425</b>	<b>6,984,585</b>	<b>7,168,241</b>
<b>SUBTOTAL GENERAL COUNTY GOVT:</b>			
	<b>55,259,166</b>	<b>64,318,096</b>	<b>68,097,658</b>

**QUEEN ANNE'S COUNTY  
FY2026 EXPENDITURES - GENERAL FUND  
COMMISSIONERS' APPROVED BUDGET**

	FY24 Actual	FY25 Revised Budget	FY26 Approved Budget
<b>Board of Education</b>	<b>68,885,219</b>	<b>75,085,219</b>	<b>83,373,301</b>
<b>Other Agencies</b>			
State's Attorney's Office	1,765,690	1,919,161	2,046,478
4-H Park	146,214	129,800	129,800
Sheriff's Office	13,049,646	14,082,104	15,369,829
Orphans' Court	100,361	106,228	111,224
Circuit Court	833,323	1,105,326	1,149,853
Fire Protection & Rescue	5,273,116	5,382,177	5,527,711
Chesapeake College	2,126,528	2,196,654	2,373,840
QAC Free Library	2,598,152	2,782,887	2,982,381
Board of Elections	970,450	1,351,736	1,430,519
Health Department	1,305,306	2,976,909	3,052,582
Social Services	193,586	203,593	216,106
Soil Conservation Service	285,121	360,764	364,313
UMD Extension Service	415,051	436,091	499,060
<b>TOTAL</b>	<b>29,062,544</b>	<b>33,033,430</b>	<b>35,253,696</b>
<b>Debt</b>			
Board of Education	5,853,872	5,858,711	6,135,716
General County Government	6,889,188	6,894,883	7,220,878
<b>TOTAL</b>	<b>12,743,060</b>	<b>12,753,594</b>	<b>13,356,594</b>
<b>Other</b>			
Intergovernmental	689,608	710,970	920,884
General Insurance	630,105	730,000	855,000
Benefits/OPEB	3,758,159	3,863,154	4,462,178
Local Grants	1,802,478	1,218,772	1,131,960
Non-Departmental	539,235	758,377	610,275
GASB Adjustments	2,141,568	-	-
Reversions	-	(2,261,109)	-
Contingency	502,396	328,423	151,000
<b>TOTAL</b>	<b>10,063,549</b>	<b>5,348,587</b>	<b>8,131,297</b>
<b>Transfers</b>			
Capital Fund	15,366,000	2,400,418	596,576
Ag Xfer / EDIF / Other	1,627,408	98,084	165,681
Fire Impact	53,300	90,000	90,000
<b>TOTAL</b>	<b>17,046,708</b>	<b>2,588,502</b>	<b>852,257</b>
<b>TOTAL GENERAL FUND:</b>	<b>193,060,246</b>	<b>193,127,428</b>	<b>209,064,803</b>

**Queen Anne's County**  
**Approved Budget: FY2026**  
**Department of Aging**

	FY24 Actual	FY25 Revised Budget	FY26 Approved Budget
<b>Revenues</b>			
Transfer In	\$ 2,481,280	\$ 2,881,573	\$ 3,289,787
Intergovernmental	1,660,145	1,262,133	1,294,095
Charges for Services	62,176	68,000	68,000
Miscellaneous	58,202	68,600	35,600
<b>Total Revenue</b>	<b>4,261,803</b>	<b>4,280,306</b>	<b>4,687,482</b>
<b>Expenditures</b>			
Salaries & Wages	2,223,163	2,332,084	2,604,350
Contracted Services	347,930	340,880	360,020
Supplies & Materials	647,800	401,592	401,815
Benefits	908,951	1,023,967	1,104,501
Other Charges	88,613	131,783	131,796
Capital Outlay	28,841	50,000	85,000
<b>Total Expenditures</b>	<b>4,245,298</b>	<b>4,280,306</b>	<b>4,687,482</b>
<b>Operating Surplus (Deficit)</b>	<b>\$ 16,505</b>	<b>\$ -</b>	<b>\$ -</b>

**Queen Anne's County**  
**Approved Budget: FY2026**  
**Bay Bridge Airport**

	FY24 Actual	FY25 Revised Budget	FY26 Approved Budget
<b>Revenues</b>			
Transfer In	\$ 59,251	\$ 59,361	\$ 54,253
Charges for Services	6,049	22,850	11,300
Miscellaneous	620,340	710,501	702,711
<b>Total Revenue</b>	<b>685,640</b>	<b>792,712</b>	<b>768,264</b>
<b>Expenditures</b>			
Salaries & Wages	140,413	169,885	196,850
Contracted Services	27,829	52,700	60,460
Supplies & Materials	138,245	202,410	144,510
Benefits	45,883	63,633	53,486
Other Charges	301,246	304,084	312,958
<b>Total Expenditures</b>	<b>653,616</b>	<b>792,712</b>	<b>768,264</b>
<b>Operating Surplus (Deficit)</b>	<b>\$ 32,024</b>	<b>\$ -</b>	<b>\$ -</b>

**Queen Anne's County**  
**Approved Budget: FY2026**  
**Blue Heron Golf Course**

	FY24 Actual	FY25 Revised Budget	FY26 Approved Budget
<b>Revenues</b>			
Transfer In	\$ -	\$ 164,601	\$ 156,892
Charges for Services	779,432	624,610	621,244
Miscellaneous	1,401	2,000	1,700
<b>Total Revenue</b>	<b>780,833</b>	<b>791,211</b>	<b>779,836</b>
<b>Expenditures</b>			
Salaries & Wages	191,003	209,977	213,874
Contracted Services	287,973	344,155	354,155
Supplies & Materials	56,687	74,778	82,778
Benefits	27,545	29,906	30,305
Other Charges	89,733	92,395	96,224
Capital Outlay	-	40,000	2,500
<b>Total Expenditures</b>	<b>652,941</b>	<b>791,211</b>	<b>779,836</b>
<b>Operating Surplus (Deficit)</b>	<b>\$ 127,892</b>	<b>\$ -</b>	<b>\$ -</b>

**Queen Anne's County**  
**Approved Budget: FY2026**  
**Housing & Community Services**

	FY24 Actual	FY25 Revised Budget	FY26 Approved Budget
<b>Revenues</b>			
Transfer In	\$ 751,418	\$ 693,659	\$ 815,715
Other Taxes	232,381	200,000	200,000
Intergovernmental	343,893	339,917	188,043
Charges for Services	-	400,000	400,000
Miscellaneous	14,193	-	-
Prior Year Fund Balance	-	200,000	-
<b>Total Revenue</b>	<b>1,341,885</b>	<b>1,833,576</b>	<b>1,603,758</b>
<b>Expenditures</b>			
Salaries & Wages	372,449	381,910	423,681
Contracted Services	148,381	165,619	130,994
Supplies & Materials	9,611	17,615	16,516
Benefits	149,191	149,899	163,944
Other Charges	653,053	1,118,533	808,623
Capital Outlay	89,307	-	60,000
<b>Total Expenditures</b>	<b>1,421,992</b>	<b>1,833,576</b>	<b>1,603,758</b>
<b>Operating Surplus (Deficit)</b>	<b>\$ (80,107)</b>	<b>\$ -</b>	<b>\$ -</b>

**Queen Anne's County**  
**Approved Budget: FY2026**  
**Community Partnerships for Children**

	FY24 Actual	FY25 Revised Budget	FY26 Approved Budget
<b>Revenues</b>			
Transfer In	\$ 491,311	\$ 676,543	\$ 737,883
Intergovernmental	737,359	720,927	739,236
Miscellaneous	6,049	-	-
<b>Total Revenue</b>	<b>1,234,719</b>	<b>1,397,470</b>	<b>1,477,119</b>
<b>Expenditures</b>			
Salaries & Wages	275,023	348,715	388,279
Contracted Services	369,615	367,017	365,998
Supplies & Materials	78,600	80,289	79,011
Benefits	91,978	116,969	150,303
Other Charges	416,989	484,480	493,528
Capital Outlay	2,514	-	-
<b>Total Expenditures</b>	<b>1,234,719</b>	<b>1,397,470</b>	<b>1,477,119</b>
<b>Operating Surplus (Deficit)</b>	<b>\$ -</b>	<b>\$ -</b>	<b>\$ -</b>

**Queen Anne's County**  
**Approved Budget: FY2026**  
**Public Landings & Marinas**

	FY24 Actual	FY25 Revised Budget	FY26 Approved Budget
<b>Revenues</b>			
Intergovernmental	\$ 14,999	\$ 25,000	\$ 10,000
Charges for Services	465,457	521,540	515,115
Miscellaneous	37,765	30,000	32,961
Transfer In	-	-	110,023
Prior Year Fund Balance	-	48,394	-
<b>Total Revenue</b>	<b>518,221</b>	<b>624,934</b>	<b>668,099</b>
<b>Expenditures</b>			
Salaries & Wages	234,824	263,354	290,348
Contracted Services	85,643	88,055	90,143
Supplies & Materials	26,766	35,800	35,800
Benefits	68,786	81,211	87,683
Other Charges	148,095	155,014	162,625
Capital Outlay	1,511	1,500	1,500
<b>Total Expenditures</b>	<b>565,625</b>	<b>624,934</b>	<b>668,099</b>
<b>Operating Surplus (Deficit)</b>	<b>\$ (47,404)</b>	<b>\$ -</b>	<b>\$ -</b>

**Queen Anne's County**  
**Approved Budget: FY2026**  
**Grants Fund**

	FY24 Actual	FY25 Revised Budget	FY26 Approved Budget
<b>Revenues</b>			
Transfer In	\$ 47,789	\$ 32,000	\$ 55,658
Intergovernmental	1,817,574	1,760,883	1,001,477
Charges for Services	6,556	37,033	37,033
Miscellaneous	81,512	80,265	80,265
<b>Total Revenue</b>	<b>1,953,431</b>	<b>1,910,181</b>	<b>1,174,433</b>
<b>Expenditures</b>			
Salaries & Wages	523,006	479,512	544,026
Contracted Services	137,180	80,000	2,500
Supplies & Materials	378	4,500	4,500
Benefits	177,338	106,677	171,659
Other Charges	784,604	988,030	323,050
Capital Outlay	338,776	251,462	128,698
<b>Total Expenditures</b>	<b>1,961,282</b>	<b>1,910,181</b>	<b>1,174,433</b>
<b>Operating Surplus (Deficit)</b>	<b>\$ (7,851)</b>	<b>\$ -</b>	<b>\$ -</b>

**Queen Anne's County**  
**Approved Budget: FY2026**  
**Agricultural Transfer Tax Fund**

	FY24 Actual	FY25 Revised Budget	FY26 Approved Budget
<b>Revenues</b>			
Ag Transfer Tax	\$ 31,473	\$ 125,000	\$ 25,000
Transfer In	1,274,050	-	-
Prior Year Fund Balance	-	4,943,102	1,475,000
<b>Total Revenue</b>	<b>1,305,523</b>	<b>5,068,102</b>	<b>1,500,000</b>
<b>Expenditures</b>			
Other Charges	1,360,346	5,068,102	1,500,000
<b>Total Expenditures</b>	<b>1,360,346</b>	<b>5,068,102</b>	<b>1,500,000</b>
<b>Operating Surplus (Deficit)</b>	<b>\$ (54,823)</b>	<b>\$ -</b>	<b>\$ -</b>

**Queen Anne's County  
Approved Budget: FY2026  
Law Library**

	FY24 Actual	FY25 Revised Budget	FY26 Approved Budget
<b>Revenues</b>			
Charges for Services	\$ 12,530	\$ 10,000	\$ 10,000
Miscellaneous	60,415	15,500	15,500
<b>Total Revenue</b>	<b>72,945</b>	<b>25,500</b>	<b>25,500</b>
<b>Expenditures</b>			
Supplies & Materials	12,674	25,000	25,000
Other Charges	5,000	500	500
<b>Total Expenditures</b>	<b>17,674</b>	<b>25,500</b>	<b>25,500</b>
<b>Operating Surplus (Deficit)</b>	<b>\$ 55,271</b>	<b>\$ -</b>	<b>\$ -</b>

**Queen Anne's County  
Approved Budget: FY2026  
Inmate Welfare Fund**

	FY24 Actual	FY25 Revised Budget	FY26 Approved Budget
<b>Revenues</b>			
Intergovernmental	\$ -	\$ 10,890	\$ 10,890
Charges for Services	84,488	95,000	95,000
Miscellaneous	20,525	16,310	16,310
Prior Year Fund Balance	-	10,950	10,950
<b>Total Revenue</b>	<b>105,013</b>	<b>133,150</b>	<b>133,150</b>
<b>Expenditures</b>			
Contracted Services	110	150	150
Supplies & Materials	119,541	110,000	110,000
Other Charges	830	5,000	5,000
Capital Outlay	6,952	18,000	18,000
<b>Total Expenditures</b>	<b>127,433</b>	<b>133,150</b>	<b>133,150</b>
<b>Operating Surplus (Deficit)</b>	<b>\$ (22,420)</b>	<b>\$ -</b>	<b>\$ -</b>

**Queen Anne's County**  
**Approved Budget: FY2026**  
**Kent Narrows Special Revenue Fund**

	FY24 Actual	FY25 Revised Budget	FY26 Approved Budget
<b>Revenues</b>			
Special Property Tax	\$ 60,101	\$ 61,000	\$ 61,000
Miscellaneous	12,624	8,233	10,000
Prior Year Fund Balance	-	57,767	-
<b>Total Revenue</b>	<b>72,725</b>	<b>127,000</b>	<b>71,000</b>
<b>Expenditures</b>			
Other Charges	-	127,000	71,000
<b>Total Expenditures</b>	<b>-</b>	<b>127,000</b>	<b>71,000</b>
<b>Operating Surplus (Deficit)</b>	<b>\$ 72,725</b>	<b>\$ -</b>	<b>\$ -</b>

**Queen Anne's County**  
**Approved Budget: FY2026**  
**Narrows Point Shore Erosion**

	FY24 Actual	FY25 Revised Budget	FY26 Approved Budget
<b>Revenues</b>			
Special Benefit Assessment	\$ 28,490	\$ 27,391	\$ 27,391
Miscellaneous	352	-	-
<b>Total Revenue</b>	<b>28,842</b>	<b>27,391</b>	<b>27,391</b>
<b>Expenditures</b>			
Debt Service - Principal	27,391	27,391	27,391
<b>Total Expenditures</b>	<b>27,391</b>	<b>27,391</b>	<b>27,391</b>
<b>Operating Surplus (Deficit)</b>	<b>\$ 1,451</b>	<b>\$ -</b>	<b>\$ -</b>

**Queen Anne's County  
Approved Budget: FY2026  
Grove Creek Dredging Fund**

	FY24 Actual	FY25 Revised Budget	FY26 Approved Budget
<b>Revenues</b>			
Benefit Assessment	\$ 19,922	\$ 20,425	\$ 20,425
Miscellaneous	87	-	-
<b>Total Revenue</b>	<b>20,009</b>	<b>20,425</b>	<b>20,425</b>
<b>Expenditures</b>			
Debt Service - Principal	20,425	20,425	20,425
<b>Total Expenditures</b>	<b>20,425</b>	<b>20,425</b>	<b>20,425</b>
<b>Operating Surplus (Deficit)</b>	<b>\$ (416)</b>	<b>\$ -</b>	<b>\$ -</b>

**Queen Anne's County  
Approved Budget: FY2026  
Economic Development Incentive Fund**

	FY24 Actual	FY25 Revised Budget	FY26 Approved Budget
<b>Revenues</b>			
Transfer In	\$ 297,619	\$ -	\$ -
Prior Year Fund Balance	-	122,900	122,900
Miscellaneous	14,049	27,100	27,100
<b>Total Revenue</b>	<b>311,668</b>	<b>150,000</b>	<b>150,000</b>
<b>Expenditures</b>			
Other Charges	71,599	150,000	150,000
<b>Total Expenditures</b>	<b>71,599</b>	<b>150,000</b>	<b>150,000</b>
<b>Operating Surplus (Deficit)</b>	<b>\$ 240,069</b>	<b>\$ -</b>	<b>\$ -</b>

**Queen Anne's County  
Approved Budget: FY2026  
Rural Legacy Fund**

	<b>FY24 Actual</b>	<b>FY25 Revised Budget</b>	<b>FY26 Approved Budget</b>
<b>Revenues</b>			
Intergovernmental	\$ 1,380,064	\$ 2,437,399	\$ 1,000,000
Miscellaneous	25,495	-	-
<b>Total Revenue</b>	<b>1,405,559</b>	<b>2,437,399</b>	<b>1,000,000</b>
<b>Expenditures</b>			
Other Charges	1,398,768	2,437,399	1,000,000
<b>Total Expenditures</b>	<b>1,398,768</b>	<b>2,437,399</b>	<b>1,000,000</b>
<b>Operating Surplus (Deficit)</b>	<b>\$ 6,791</b>	<b>\$ -</b>	<b>\$ -</b>

**Queen Anne's County  
Approved Budget: FY2026  
Community Reinvestment & Repair Fund**

	<b>FY24 Actual</b>	<b>FY25 Revised Budget</b>	<b>FY26 Approved Budget</b>
<b>Revenues</b>			
Intergovernmental	\$ -	\$ -	\$ 155,000
<b>Total Revenue</b>	<b>-</b>	<b>-</b>	<b>155,000</b>
<b>Expenditures</b>			
Other Charges	-	-	155,000
<b>Total Expenditures</b>	<b>-</b>	<b>-</b>	<b>155,000</b>
<b>Operating Surplus (Deficit)</b>	<b>\$ -</b>	<b>\$ -</b>	<b>\$ -</b>

**Queen Anne's County**  
**Approved Budget: FY2026**  
**KNS&G Wastewater**

	FY24 Actual	FY25 Revised Budget	FY26 Approved Budget
<b>Revenues</b>			
User Revenues	\$ 6,981,642	\$ 7,859,853	\$ 8,046,125
Inspection Fees	173,119	75,000	45,000
Interest	180,038	80,000	120,000
User Interest	101,554	60,000	80,000
Transfer In (for Debt Service)	1,059,710	1,059,711	1,059,711
Developer Review & Exactions	-	4,241	4,241
Other Revenues	161,397	143,600	635,218
<b>Total Revenue</b>	<b>8,657,460</b>	<b>9,282,405</b>	<b>9,990,295</b>
<b>Expenditures</b>			
Admin & Inspections	3,062,104	2,654,243	2,404,259
Collection	3,917,962	3,878,603	5,284,484
Treatment	1,746,197	2,468,559	2,020,552
Shop	279,633	281,000	281,000
<b>Total Expenditures</b>	<b>9,005,896</b>	<b>9,282,405</b>	<b>9,990,295</b>
<b>Operating Surplus (Deficit)</b>	<b>\$ (348,436)</b>	<b>\$ -</b>	<b>\$ -</b>

**Queen Anne's County**  
**Approved Budget: FY2026**  
**KNS&G Water**

	FY24 Actual	FY25 Revised Budget	FY26 Approved Budget
<b>Revenues</b>			
User Revenues	\$ 3,201,391	\$ 3,488,750	\$ 3,578,770
Inspection Fees	5,000	-	-
Interest	114,023	75,000	90,000
User Interest	47,229	35,000	40,000
Other Revenues	168,826	1,070,951	296,806
<b>Total Revenue</b>	<b>3,536,469</b>	<b>4,669,701</b>	<b>4,005,576</b>
<b>Expenditures</b>			
Admin & Inspections	811,559	1,135,777	1,207,841
Distribution	488,882	788,027	850,329
Treatment	1,320,034	2,625,397	1,826,906
Shop	117,231	120,500	120,500
<b>Total Expenditures</b>	<b>2,737,706</b>	<b>4,669,701</b>	<b>4,005,576</b>
<b>Operating Surplus (Deficit)</b>	<b>\$ 798,763</b>	<b>\$ -</b>	<b>\$ -</b>

**Queen Anne's County**  
**Approved Budget: FY2026**  
**SKI Wastewater**

	<b>FY24 Actual</b>	<b>FY25 Revised Budget</b>	<b>FY26 Approved Budget</b>
<b>Revenues</b>			
Transfer In (for Debt Service)	\$ 1,460,797	\$ 1,500,001	\$ 1,366,379
User Revenues	365,209	263,316	380,000
Miscellaneous	7,537	-	-
<b>Total Revenue</b>	<b>1,833,543</b>	<b>1,763,317</b>	<b>1,746,379</b>
<b>Expenditures</b>			
Admin & Inspections	1,522,660	1,522,796	1,627,118
Collection	56,102	162,010	119,261
Treatment	77,624	78,011	-
Shop	39	500	-
<b>Total Expenditures</b>	<b>1,656,425</b>	<b>1,763,317</b>	<b>1,746,379</b>
<b>Operating Surplus (Deficit)</b>	<b>\$ 177,118</b>	<b>\$ -</b>	<b>\$ -</b>

**Queen Anne's County**  
**Approved Budget: FY2026**  
**Sudlersville Wastewater**

	<b>FY24 Actual</b>	<b>FY25 Revised Budget</b>	<b>FY26 Approved Budget</b>
<b>Revenues</b>			
Miscellaneous	\$ 207,670	\$ 197,391	\$ 210,000
<b>Total Revenue</b>	<b>207,670</b>	<b>197,391</b>	<b>210,000</b>
<b>Expenditures</b>			
Treatment	207,735	197,391	210,000
<b>Total Expenditures</b>	<b>207,735</b>	<b>197,391</b>	<b>210,000</b>
<b>Operating Surplus (Deficit)</b>	<b>\$ (65)</b>	<b>\$ -</b>	<b>\$ -</b>

**Queen Anne's County**  
**Approved Budget: FY2026**  
**Sudlersville Water**

	<b>FY24 Actual</b>	<b>FY25 Revised Budget</b>	<b>FY26 Approved Budget</b>
<b>Revenues</b>			
Miscellaneous	\$ 58,456	\$ 61,925	\$ 54,000
<b>Total Revenue</b>	<b>58,456</b>	<b>61,925</b>	<b>54,000</b>
<b>Expenditures</b>			
Treatment	58,456	61,925	54,000
<b>Total Expenditures</b>	<b>58,456</b>	<b>61,925</b>	<b>54,000</b>
<b>Operating Surplus (Deficit)</b>	<b>\$ -</b>	<b>\$ -</b>	<b>\$ -</b>

**Queen Anne's County**  
**Approved Budget: FY2026**  
**Roads Special Revenue Fund**

	<b>FY24 Actual</b>	<b>FY25 Revised Budget</b>	<b>FY26 Approved Budget</b>
<b>Revenues</b>			
Highway User Revenue	\$ 1,528,714	\$ 1,828,971	\$ 1,823,475
Inspection Fees	173,947	95,000	95,000
Miscellaneous	69,886	-	4,000
Transfers In	4,053,145	5,020,379	5,133,179
<b>Total Revenue</b>	<b>5,825,692</b>	<b>6,944,350</b>	<b>7,055,654</b>
<b>Expenditures</b>			
Administration	939,953	1,360,331	1,286,701
Road & Bridge Maint	3,105,209	3,498,414	3,640,908
Shop	1,778,214	2,025,605	2,128,045
Other Public Roads	-	60,000	-
<b>Total Expenditures</b>	<b>5,823,376</b>	<b>6,944,350</b>	<b>7,055,654</b>
<b>Operating Surplus (Deficit)</b>	<b>\$ 2,316</b>	<b>\$ -</b>	<b>\$ -</b>

**Queen Anne's County**  
**Approved Budget: FY2026**  
**Tax Ditches**

	FY24 Actual	FY25 Revised Budget	FY26 Approved Budget
<b>Revenues</b>			
Harrington Beaverdam	\$ 7,150	\$ 3,250	\$ 3,250
Downes, Wilson, Bittle Beaverdam	1,310	1,000	1,000
Beaverdam	25,434	15,750	15,750
Long Marsh	3,000	3,000	3,000
<b>Total Revenue</b>	<b>36,894</b>	<b>23,000</b>	<b>23,000</b>
<b>Expenditures</b>			
Harrington Beaverdam	6,710	3,250	3,250
Downes, Wilson, Bittle Beaverdam	-	1,000	1,000
Beaverdam	33,296	15,750	15,750
Long Marsh	-	3,000	3,000
<b>Total Expenditures</b>	<b>40,006</b>	<b>23,000</b>	<b>23,000</b>
<b>Operating Surplus (Deficit)</b>	<b>\$ (3,112)</b>	<b>\$ -</b>	<b>\$ -</b>

**QUEEN ANNE'S COUNTY  
IMPACT FEE FUND  
ADOPTED FISCAL 2026 BUDGET**

	BOARD OF EDUCATION			VOLUNTEER FIRE DEPARTMENT			PARKS & RECREATION		
	FY24 PRIOR ACTUAL	FY25 REVISED BUDGET	FY26 APPROVED BUDGET	FY24 PRIOR ACTUAL	FY25 REVISED BUDGET	FY26 APPROVED BUDGET	FY24 PRIOR ACTUAL	FY25 REVISED BUDGET	FY26 APPROVED BUDGET
<b>REVENUES</b>									
IMPACT FEE REVENUE	2,291,783	2,097,290	2,096,439	319,113	209,656	283,500	252,361	299,600	250,000
INTEREST	696,862	70,000	70,000	32,463	9,800	16,100	37,585	400	25,000
PRIOR YEAR FUND BALANCE	-	-	-	-	96,844	-	-	-	-
TRANSFER IN FROM GENERAL FUND	-	-	-	43,607	90,000	90,000	-	-	-
<b>TOTAL REVENUE</b>	<b>2,988,645</b>	<b>2,167,290</b>	<b>2,166,439</b>	<b>395,183</b>	<b>406,300</b>	<b>389,600</b>	<b>289,946</b>	<b>300,000</b>	<b>275,000</b>
<b>EXPENDITURES</b>									
TRANSFER TO GENERAL FUND	2,165,911	2,167,290	2,166,439	-	-	-	-	-	-
TRANSFER TO CAPITAL PROJECTS	-	-	-	-	-	-	-	300,000	275,000
VOLUNTEER FIRE DEPARTMENTS	-	-	-	602,031	406,300	389,600	-	-	-
<b>TOTAL EXPENDITURES</b>	<b>2,165,911</b>	<b>2,167,290</b>	<b>2,166,439</b>	<b>602,031</b>	<b>406,300</b>	<b>389,600</b>	<b>-</b>	<b>300,000</b>	<b>275,000</b>
<b>NET INCOME/(LOSS)</b>	<b>822,734</b>	<b>-</b>	<b>-</b>	<b>(206,848)</b>	<b>-</b>	<b>-</b>	<b>289,946</b>	<b>-</b>	<b>-</b>

Queen Anne's County  
Capital Budget by Year  
FY 2026 Approved Budget

PROJECT DESCRIPTION	BUDGET YR		PLANNING YEARS				6-Yr Total
	FY2026	FY2027	FY2028	FY2029	FY2030	FY2031	
<b>GENERAL CAPITAL PROJECTS</b>							
40003 - COUNTY FACILITIES	425,000	450,000	475,000	500,000	525,000	550,000	2,925,000
40007 - ERP SYSTEM	-	50,000	50,000	50,000	50,000	-	200,000
40015 - COUNTYWIDE ORTHO MAPPING	-	90,000	90,000	90,000	90,000	-	360,000
40027 - STRATEGIC PLANNING INITIATIVES	-	50,000	50,000	50,000	50,000	50,000	250,000
40031 - IT INFRASTRUCTURE	400,000	400,000	400,000	400,000	400,000	-	2,000,000
40077 - WETLAND MITIGATION	1,750,000	10,000	10,000	10,000	10,000	10,000	1,800,000
40215 - PARKS PREVENTIVE MAINT	20,000	50,000	50,000	50,000	50,000	50,000	270,000
40217 - ALLOCATION TO VOL FIRE DEPTS	835,000	835,000	835,000	835,000	835,000	835,000	5,010,000
40221 - PARKS CAPITAL EQUIPMENT	320,000	360,000	300,000	330,000	340,000	345,000	1,995,000
40235 - SOLID WASTE CAPITAL EQUIPMENT	419,000	519,000	489,000	274,000	489,000	339,000	2,529,000
40293 - 4-H PARK IMPROVEMENTS	220,000	125,000	1,000,000	300,000	200,000	200,000	2,045,000
40359 - MS4 STORMWATER MGMT	-	300,000	300,000	300,000	300,000	300,000	1,500,000
40457 - GIS & CURRENT PLANNING INIT	-	50,000	50,000	50,000	50,000	-	200,000
40675 - COUNTY FIBER INFRASTRUCTURE	150,000	150,000	150,000	150,000	150,000	-	750,000
40677 - TRANSFER STATION MAINTENANCE	50,000	50,000	50,000	50,000	50,000	50,000	300,000
40679 - AGING TRANSPORTATION DEVELOPMENT PLAN	100,000	-	-	-	100,000	-	200,000
40711 - EMS - DES REPLACEMENT VEHICLES	732,997	998,557	767,653	1,059,369	814,404	1,133,525	5,506,505
40749 - QACTV CAPITAL EQUIPMENT	46,000	46,000	46,000	46,000	46,000	46,000	276,000
40753 - EMS - DES EMERGENCY EQUIPMENT	176,115	104,148	107,273	110,491	113,806	117,220	729,053
40757 - COMM & COMP PLAN UPDATES	-	350,000	50,000	50,000	50,000	100,000	600,000
40793 - SOD - RADIO TOWER INSPECTION / REPAIR	-	150,000	-	-	-	20,000	170,000
40801 - CENTRALIZED HARDWARE & APPLICATIONS	50,000	150,000	150,000	150,000	150,000	-	650,000
40809 - PARKS PARKING LOT PAVING	-	100,000	100,000	270,000	70,000	-	540,000
40831 - LAND PRESERVATION P&R PLAN - POS	-	-	-	-	25,000	25,000	50,000
40845 - EMS - CARDIAC CARE EQUIPMENT	101,407	109,519	114,995	120,745	124,367	128,098	699,131
40857 - COM - DES PUBLIC SAFETY NETWORK	-	200,000	210,000	220,000	230,000	240,000	1,100,000
40869 - TRANSIT VEHICLES	250,000	250,000	250,000	250,000	250,000	250,000	1,500,000
40871 - TRAFFIC STUDY	50,000	-	-	-	-	-	50,000
40887 - BLUE HERON NATURE PRESERVE	-	-	60,000	-	130,000	150,000	340,000
40893 - LIBERTY BUILDING RENOVATION	250,000	25,000	275,000	-	-	-	550,000
40907 - PARKS LANDSCAPING	-	20,000	-	20,000	-	20,000	60,000

Queen Anne's County  
Capital Budget by Year  
FY 2026 Approved Budget

PROJECT DESCRIPTION	BUDGET YR		PLANNING YEARS				6-Yr Total
	FY2026	FY2027	FY2028	FY2029	FY2030	FY2031	
40909 - PLAYGROUND EQUIP PARKS	1,450,000	1,450,000	1,450,000	1,000,000	1,450,000	1,450,000	8,250,000
40913 - TRAIL DEV / MAINT / AMENITIES	1,000,000	950,000	250,000	1,250,000	1,650,000	1,250,000	6,350,000
40915 - ARTIFICIAL TURF	-	-	-	-	-	1,500,000	1,500,000
40923 - HISTORIC COURTHOUSE RENOVATION	-	3,000,000	5,000,000	-	-	-	8,000,000
40929 - SOD - EMERGENCY PLAN UPDATES	-	75,000	50,000	70,000	30,000	15,000	240,000
40941 - ATHLETIC FIELD WORK	260,000	1,300,000	550,000	50,000	300,000	-	2,460,000
40945 - COURT WORK	-	150,000	-	-	-	-	150,000
40947 - PAVILION / CONCESSIONS / COMFORT	-	-	-	-	-	705,000	705,000
40957 - YMCA	250,000	-	-	-	-	-	250,000
40965 - PUBLIC FIBER INFRASTRUCTURE	50,000	600,000	600,000	600,000	600,000	-	2,450,000
40981 - CLOVERFIELDS FLOOD MITIGATION	-	1,450,000	1,025,000	50,000	25,000	-	2,550,000
40985 - PARKS MAJOR MAINTENANCE	-	40,000	40,000	40,000	40,000	40,000	200,000
41004 - SENIOR CENTER FURNITURE REPLACEMENT	-	90,000	-	-	-	-	90,000
41005 - GRASONVILLE SENIOR CENTER RENOVATIONS	-	-	380,000	-	-	-	380,000
41006 - KENT ISLAND SENIOR CENTER RENO	-	-	-	350,000	-	-	350,000
41007 - AGING - TRANSIT FIBER FOR BUS CAMS	43,000	-	-	-	-	-	43,000
41501 - SOD - RADIO SUBSCRIBER REPLACEMENT	200,000	300,000	300,000	300,000	350,000	350,000	1,800,000
41503 - COM - 911 PHONE CENTER	2,400,000	-	-	-	-	-	2,400,000
41504 - COM - VOICE RECORDING SYSTEM (DES)	740,000	-	-	-	-	-	740,000
41505 - DES - EMERGENCY SERVICES BLDG RENOVATIONS	-	-	250,000	2,050,000	2,050,000	-	4,350,000
41506 - COM - MOTOROLA CONSOLE UPGRADE	-	1,500,000	456,445	1,950,000	-	-	3,906,445
41507 - SOD - RADIO AMATEUR CIVIL EMERGENCY SERVICE	15,000	15,000	5,000	5,000	5,000	5,000	50,000
42502 - CHESAPEAKE HERITAGE VISITORS CENTER BUILDING	-	100,000	1,000,000	1,500,000	-	-	2,600,000
42504 - CIRCUIT COURTHOUSE CANOPY	-	-	150,000	-	-	-	150,000
42506 - CBEC SEWER EXTENSION	75,000	-	-	-	-	-	75,000
42507 - HEALTH DEPT ROOF REPLACEMENT	-	150,000	-	-	-	-	150,000
42508 - SHERIFF FACILITIES	-	-	1,000,000	7,500,000	7,500,000	-	16,000,000
42509 - COUNTY DAYCARE FACILITY	-	250,000	1,250,000	2,000,000	-	-	3,500,000
43501 - QAC CELLULAR SIGNAL - BDA	170,000	-	-	-	-	-	170,000
43502 - QAC PUB SCHOOLS CELL SIGNAL - DBA	400,000	-	-	-	-	-	400,000
43503 - CIRCUIT COURTHOUSE TECHNOLOGY	50,000	50,000	50,000	50,000	50,000	50,000	300,000
43504 - PUBLIC INFRASTRUCTURE LONG DRIVEWAY	-	250,000	-	-	-	-	250,000

Queen Anne's County  
Capital Budget by Year  
FY 2026 Approved Budget

PROJECT DESCRIPTION	BUDGET YR			PLANNING YEARS			6-Yr Total
	FY2026	FY2027	FY2028	FY2029	FY2030	FY2031	
44001 - SKATE PARK	-	-	150,000	-	-	-	150,000
44005 - INLINE/HOCKEY RINK	-	-	-	-	-	150,000	150,000
44008 - FERRY POINT RESTORATION	-	200,000	-	-	-	-	200,000
44009 - PEDESTRIAN BRIDGE MAINT	250,000	250,000	250,000	250,000	250,000	250,000	1,500,000
49001 - ANIMAL SERVICES CAPITAL EQUIPMENT	35,000	170,000	165,000	50,000	80,000	60,000	560,000
49003 - PUBLIC SAFETY PROPERTY ACQUISITION	-	300,000	-	300,000	-	300,000	900,000
49004 - CENTREVILLE LIBRARY IMPROVEMENTS	-	110,000	-	110,000	-	-	220,000
49005 - RECREATION CENTER	2,000,000	15,000,000	-	-	-	-	17,000,000
49006 - MIDSHORE REGIONAL DETENTION CENTER	500,000	-	7,500,000	53,000,000	53,500,000	-	114,500,000
49007 - UNIV OF MD SHORE REGIONAL HEALTH CENTER	1,250,000	1,250,000	1,250,000	-	-	-	3,750,000
49008 - ANIMAL SERVICES BUILDING	-	250,000	3,000,000	3,000,000	-	-	6,250,000
49009 - QAC LIBRARY NORTH BRANCH	-	306,000	1,263,000	-	-	-	1,569,000
49010 - CHESAPEAKE COLLEGE - QUEEN ANNE TECHNICAL BLDG	455,324	3,441,123	361,250	-	-	-	4,257,697
<b>SUBTOTAL</b>	<b>17,938,843</b>	<b>38,989,347</b>	<b>34,175,616</b>	<b>81,210,605</b>	<b>73,572,577</b>	<b>11,083,843</b>	<b>256,970,831</b>
<b>BOARD OF EDUCATION CAPITAL PROJECTS</b>							
70329 - COMMUNITY BASED HEALTH / NURSE SUITES	-	127,000	75,000	-	-	-	202,000
70347 - SCOREBOARD REPLACEMENTS	-	45,000	-	-	-	-	45,000
70350 - STADIUM FIELD LIGHTING	330,000	-	-	-	-	-	330,000
70351 - STORM LINE REPAIRS KENNARD	125,000	-	-	-	-	-	125,000
70353 - SURVEILLANCE CAM & MISC SECURITY ENHANCE	225,000	150,000	50,000	50,000	50,000	50,000	575,000
70355 - BOE CAPITAL EQUIPMENT MISC	450,000	300,000	300,000	300,000	300,000	300,000	1,950,000
70356 - BOE FURNITURE REPLACE CLASSROOM	-	725,000	-	-	-	-	725,000
70357 - BOE PLAYGROUND EQUIPMENT	720,000	1,420,000	600,000	700,000	700,000	-	4,140,000
70358 - BOILER & CIRC PUMP REPL - BES	-	-	-	-	-	650,000	650,000
70359 - FIRE ALARM REPLACE - CES	-	-	-	175,000	-	-	175,000
70360 - FIRE ALARM REPLACE - KIES	185,250	-	-	-	-	-	185,250
70361 - FIRE ALARM REPLACE - MES	-	-	-	175,000	-	-	175,000
70362 - FIRE ALARM REPLACE - MMS	-	-	-	250,000	-	-	250,000
70363 - ASPHALT PAVING/SEALCOATING/STRIPPING (BOE)	-	1,225,000	350,000	400,000	125,000	125,000	2,225,000
70364 - HVAC REPLACEMENT - CES	-	-	-	-	2,000,000	-	2,000,000
70365 - HVAC REPLACEMENT - GES	-	-	-	-	-	1,750,000	1,750,000

Queen Anne's County  
Capital Budget by Year  
FY 2026 Approved Budget

PROJECT DESCRIPTION	BUDGET YR		PLANNING YEARS				6-Yr Total
	FY2026	FY2027	FY2028	FY2029	FY2030	FY2031	
70366 - HVAC REPLACEMENT - KES	1,854,460	-	-	-	-	-	1,854,460
70368 - ROOF REPLACEMENT (PARTIAL) - MES	1,788,750	-	-	-	-	-	1,788,750
70369 - ROOF REPLACEMENT (PARTIAL) - MMS	-	2,914,280	-	-	-	-	2,914,280
70370 - SCHOOL ADDITION STUDY/DESIGN/CONST - KIHS	-	-	-	390,000	1,750,000	2,000,000	4,140,000
70371 - SCHOOL ADDITION STUDY/DESIGN/CONST - QACHS	-	-	-	390,000	1,750,000	2,000,000	4,140,000
70372 - SCHOOL REPLACEMENT - CMS	-	2,159,000	6,097,000	6,097,000	6,097,000	-	20,450,000
70373 - STOREFRONT REPLACE - BES	900,000	-	-	-	-	-	900,000
70374 - CLASSROOM SECURITY HARDWARE REPLACE	500,000	500,000	500,000	500,000	500,000	500,000	3,000,000
70376 - FIELD AND COURT WORK	440,000	60,000	-	-	-	-	500,000
70377 - IT NETWORK HARDWARE/SOFTWARE	720,000	-	-	-	-	-	720,000
70378 - APPLIANCES / OTHER SCHOOL EQUIPMENT	245,000	1,006,000	195,000	165,000	162,000	162,000	1,935,000
70379 - EXTERIOR / INTERIOR PAINTING	-	1,000,000	565,000	465,000	505,000	200,000	2,735,000
70380 - WINDOWS BLINDS DOORS	-	77,000	-	-	-	-	77,000
70381 - FLOORING REPLACEMENT/UPGRADES	-	395,000	-	-	-	-	395,000
70382 - LIGHTING REPLACEMENT/UPGRADES	-	343,227	-	-	-	-	343,227
70383 - CAREER & TECHNOLOGY EDUCATION FACILITY	-	150,000	3,000,000	12,500,000	12,500,000	-	28,150,000
70384 - HVAC REPLACEMENT - CHES	-	-	-	-	-	2,000,000	2,000,000
70385 - HVAC REPLACEMENT - SES	-	-	-	-	-	2,100,000	2,100,000
<b>SUBTOTAL</b>	<b>8,483,460</b>	<b>12,596,507</b>	<b>11,732,000</b>	<b>22,557,000</b>	<b>26,439,000</b>	<b>11,837,000</b>	<b>93,644,967</b>
<b>BAY BRIDGE AIRPORT CAPITAL PROJECTS</b>							
32075 - S APRON SAFETY ENHANCEMENT - DESIGN	295,000	-	-	-	-	-	295,000
32076 - S APRON SAFETY ENHANCEMENT - CONSTRUCTION	-	-	4,100,000	-	-	-	4,100,000
32077 - 5-YEAR CAPITAL IMPROVEMENT PROGRAM (BBAP)	-	-	-	300,000	-	-	300,000
32078 - NORTH APRON EXPANSION - DESIGN	-	-	-	-	315,000	-	315,000
32079 - NORTH APRON EXPANSION - CONSTR	-	-	-	-	-	4,315,000	4,315,000
32080 - MISC ELECTRICAL	-	155,000	-	-	-	-	155,000
<b>SUBTOTAL</b>	<b>295,000</b>	<b>155,000</b>	<b>4,100,000</b>	<b>300,000</b>	<b>315,000</b>	<b>4,315,000</b>	<b>9,480,000</b>

Queen Anne's County  
Capital Budget by Year  
FY 2026 Approved Budget

PROJECT DESCRIPTION	BUDGET YR	PLANNING YEARS					6-Yr Total
	FY2026	FY2027	FY2028	FY2029	FY2030	FY2031	
<b>PUBLIC HOUSING AUTHORITY CAPITAL PROJECTS</b>							
39003 - HA RIVERSIDE ESTATES FACILITIES	-	81,000	81,000	81,000	81,000	-	324,000
39004 - HA GRASONVILLE TERRACE FACILITIES	105,473	612,800	94,800	94,800	94,800	-	1,002,673
39005 - HA TERRAPIN GROVE FACILITIES	-	221,946	591,212	41,212	41,212	-	895,582
39006 - HA FOXXTOWN FACILITIES	54,742	23,242	23,242	23,242	23,242	-	147,710
39007 - HA SCATTERED SITES FACILITIES	28,000	28,000	28,000	28,000	28,000	-	140,000
<b>SUBTOTAL</b>	<b>188,215</b>	<b>966,988</b>	<b>818,254</b>	<b>268,254</b>	<b>268,254</b>	-	<b>2,509,965</b>
<b>PUBLIC LANDINGS CAPITAL PROJECTS</b>							
33086 - JACKSON CREEK SHORELINE	-	100,000	-	-	-	-	100,000
33092 - KENT NARROWS LANDING BULKHEAD	-	250,000	-	-	-	-	250,000
33093 - K. NARROWS BREAKWATER JETTY REPAIR	75,000	-	-	-	-	-	75,000
39002 - HA FISHER MANOR FACILITIES	-	420,000	-	-	-	-	420,000
<b>SUBTOTAL</b>	<b>75,000</b>	<b>770,000</b>	-	-	-	-	<b>845,000</b>
<b>ROADS CAPITAL PROJECTS</b>							
82005 - ASPHALT OVERLAYS	2,508,000	2,583,000	2,660,490	2,740,305	2,822,514	2,907,189	16,221,498
82221 - TAYLOR MILL ROAD BRIDGE	-	-	-	200,000	200,000	1,500,000	1,900,000
82303 - ROADS CAPITAL EQUIPMENT	1,050,000	710,000	635,000	370,000	1,020,000	410,000	4,195,000
82319 - PARKING LOT OVERLAYS	-	50,000	50,000	50,000	50,000	50,000	250,000
82325 - THOMPSON CREEK CONNECTOR	-	3,500,000	3,500,000	-	-	-	7,000,000
82331 - BRIDGE MAINTENANCE	600,000	-	-	-	-	-	600,000
82335 - PEDESTRIAN BRIDGE CROSSING US 50/301	3,000,000	9,950,000	9,950,000	-	-	-	22,900,000
82336 - BEACH ROAD	2,100,000	-	-	-	-	-	2,100,000
82338 - ROMANCOKE ON THE BAY OUTFALL DITCH	-	100,000	100,000	100,000	100,000	100,000	500,000
<b>SUBTOTAL</b>	<b>9,258,000</b>	<b>16,893,000</b>	<b>16,895,490</b>	<b>3,460,305</b>	<b>4,192,514</b>	<b>4,967,189</b>	<b>55,666,498</b>

Queen Anne's County  
 Capital Budget by Year  
 FY 2026 Approved Budget

PROJECT DESCRIPTION	BUDGET YR	PLANNING YEARS					6-Yr Total
	FY2026	FY2027	FY2028	FY2029	FY2030	FY2031	
<b>SANITARY DISTRICT CAPITAL PROJECTS</b>							
20113 - SKI PHASE III STEP	3,300,000	-	-	-	-	-	3,300,000
20121 - SKI PHASE IV STEP	4,800,000	5,200,000	-	-	-	-	10,000,000
20123 - CRITICAL INTERCONNECTIONS	4,000,000	4,000,000	-	-	-	-	8,000,000
20127 - MARLING FARMS/DOMINION SEW EXT	250,000	1,000,000	500,000	5,100,000	10,000,000	6,000,000	22,850,000
20129 - KENT NARROWS WATER TOWER	-	-	-	-	-	3,000,000	3,000,000
<b>SUBTOTAL</b>	<b>12,350,000</b>	<b>10,200,000</b>	<b>500,000</b>	<b>5,100,000</b>	<b>10,000,000</b>	<b>9,000,000</b>	<b>47,150,000</b>
<b>GRAND TOTAL - ALL YEARS</b>	<b>48,588,518</b>	<b>80,570,842</b>	<b>68,221,360</b>	<b>112,896,164</b>	<b>114,787,345</b>	<b>41,203,032</b>	<b>466,267,261</b>
<b>TOTAL COUNTY GENERAL CAPITAL PROJECTS:</b>	<b>17,938,843</b>	<b>38,989,347</b>	<b>34,175,616</b>	<b>81,210,605</b>	<b>73,572,577</b>	<b>11,083,843</b>	<b>256,970,831</b>
<b>TOTAL ENTERPRISE / SPECIAL REVENUE CAPITAL PROJECTS:</b>	<b>22,166,215</b>	<b>28,984,988</b>	<b>22,313,744</b>	<b>9,128,559</b>	<b>14,775,768</b>	<b>18,282,189</b>	<b>115,651,463</b>
<b>TOTAL BOARD OF EDUCATION CAPITAL PROJECTS:</b>	<b>8,483,460</b>	<b>12,596,507</b>	<b>11,732,000</b>	<b>22,557,000</b>	<b>26,439,000</b>	<b>11,837,000</b>	<b>93,644,967</b>
<b>GRAND TOTAL - CAPITAL PROJECTS FY26 THROUGH FY31</b>	<b>48,588,518</b>	<b>80,570,842</b>	<b>68,221,360</b>	<b>112,896,164</b>	<b>114,787,345</b>	<b>41,203,032</b>	<b>466,267,261</b>