

---

# **Capital Budget Fiscal Briefing**

---

**Department of Legislative Services  
Office of Policy Analysis  
Annapolis, Maryland**

**February 2025**

## **Contributing Staff**

### ***Writers***

Emily R. Haskel  
Matthew D. Klein

### ***Reviewers***

Ryan Bishop  
Victoria L. Gruber  
David C. Romans

### **For further information concerning this document contact:**

Library and Information Services  
Office of Policy Analysis  
Department of Legislative Services  
90 State Circle  
Annapolis, Maryland 21401

Baltimore Area: 410-946-5400 • Washington Area: 301-970-5400

Other Areas: 1-800-492-7122, Extension 5400

TTY: 410-946-5401 • 301-970-5401

TTY users may also use the Maryland Relay Service  
to contact the General Assembly.

Email: [libr@mlis.state.md.us](mailto:libr@mlis.state.md.us)

Home Page: <http://mgaleg.maryland.gov>

The Department of Legislative Services does not discriminate on the basis of age, ancestry, color, disability, gender identity, genetic information, marital status, national origin, pregnancy, race, religion, or sexual orientation in the admission or access to its programs, services, or activities. The department's Information Officer has been designated to coordinate compliance with the nondiscrimination requirements contained in Section 35.107 of the Department of Justice regulations. Requests for assistance should be directed to the Information Officer at the telephone numbers shown above.

# Contents

---

Capital Program.....	1
Spotlight on Federal Funds.....	12
Facilities Renewal.....	14
Support for Transportation Projects Outside of the Transportation Trust Fund ....	21
Appendices.....	25
Appendix 1 .....	27
Appendix 2 .....	28
Appendix 3 .....	29
Appendix 4 .....	30
Appendix 5 .....	31
Appendix 6 .....	33
Appendix 7 .....	34
Appendix 8 .....	35
Appendix 9 .....	36
Appendix 10 .....	38
Appendix 11 .....	49
Appendix 12 .....	50
Appendix 13 .....	51
Appendix 14 .....	52
Appendix 15 .....	53
Acronyms .....	54

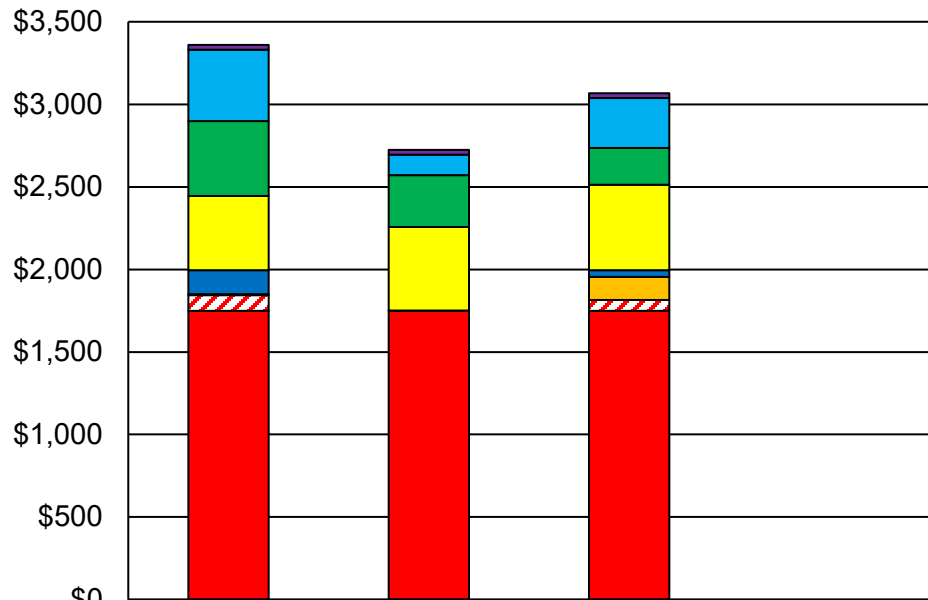


# Capital Program

## Budget Change – Sources Fiscal 2025-2026 (\$ in Millions)

**General Obligation  
Bond Level Meets the  
Spending  
Affordability  
Committee Limit of  
\$1.75 Billion**

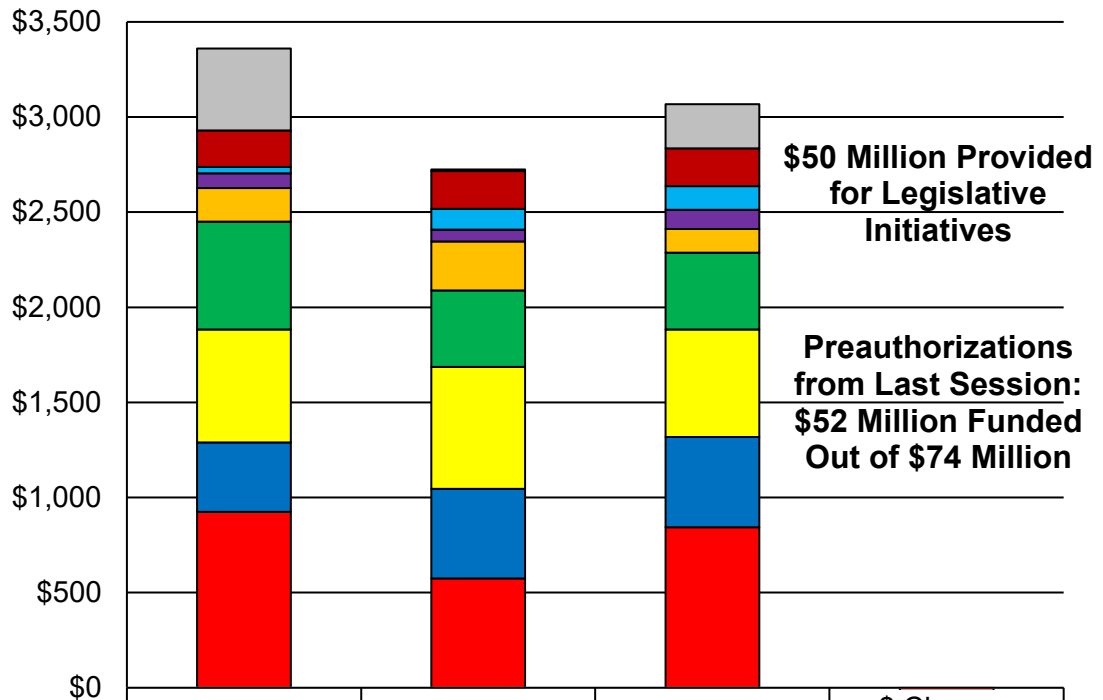
**\$140.1 Million in  
Bond Premium Used  
to Replace Planned  
Transfers and  
Reversions of Prior  
General Fund PAYGO**



	2025	2026 Planned	2026	\$ Change, 2025-2026
Total	\$3,360.1	\$2,724.9	\$3,067.5	-\$292.6
■ Academic Revenue Bonds	30.0	30.0	30.0	0.0
■ Built to Learn Bonds	432.4	123.8	302.2	-130.2
■ Federal Funds	452.7	313.9	223.5	-229.2
■ Special Funds	449.9	506.2	516.0	66.1
■ General Funds	145.1	1.0	40.9	-104.2
■ Bond Premium Proceeds	5.0	0.0	140.1	135.1
▨ General Obligation Bonds – Recycled	95.0	0.0	64.8	-30.2
■ General Obligation Bonds – New	1,750.0	1,750.0	1,750.0	0.0

PAYGO: pay-as-you-go

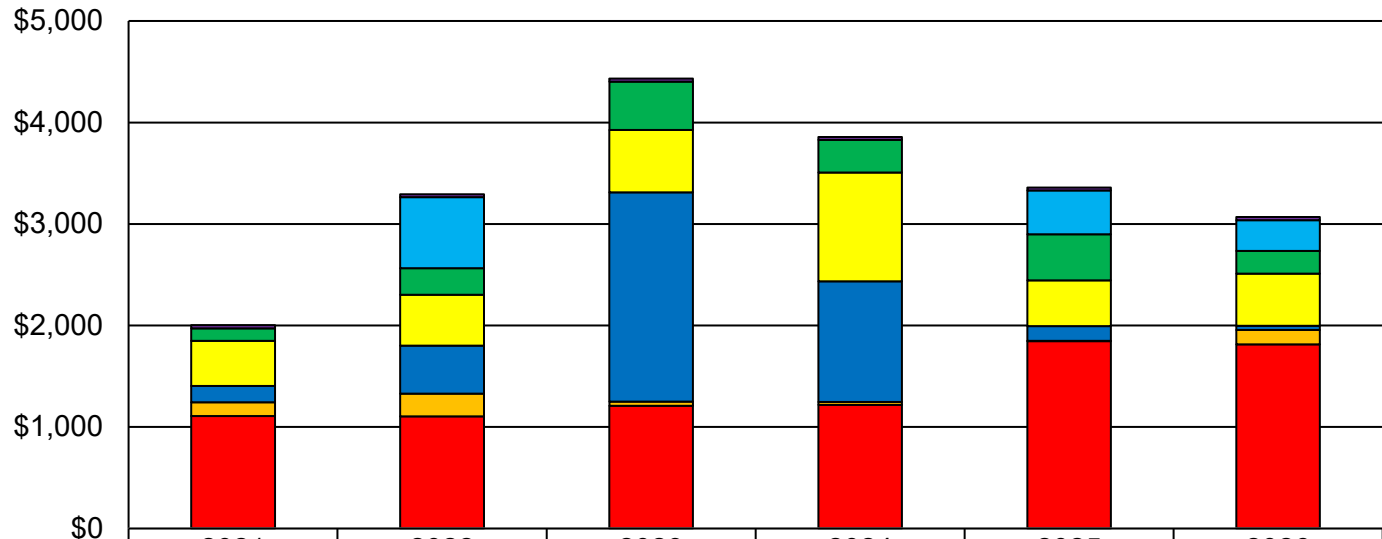
**Budget Change – Uses**  
**Fiscal 2025-2026**  
**(\$ in Millions)**



	2025	2026 Planned	2026	\$ Change, 2025-2026
<b>Total</b>	<b>\$3,360.1</b>	<b>\$2,724.9</b>	<b>\$3,067.6</b>	<b>-\$292.5</b>
Local Projects	430.9	9.7	232.2	-198.7
Transportation	191.1	198.5	198.5	7.4
Public Safety	34.3	108.2	124.4	90.1
Health	77.2	61.9	101.0	23.8
State Facilities	176.1	258.7	123.7	-52.4
Housing	566.5	401.3	403.8	-162.7
Environment	594.3	641.2	565.3	-29.0
Higher Education	364.7	471.4	474.3	109.6
Education	925.0	573.9	844.4	-80.6

Note: Excludes the Maryland Department of Transportation. Fiscal 2025 includes deficiency appropriations totaling \$34.8 million in general funds, \$3.0 million in federal funds, and \$3.5 million in special funds. Fiscal 2026 accounts for contingent reductions of \$50 million in general funds for the Baltimore Vacants Reinvestment Initiative, formerly known as Project C.O.R.E., which is funded with general obligation bond funds. General funds include \$9.5 million budgeted in the Dedicated Purpose Account in fiscal 2026. Transportation includes \$167 million for the Washington Metropolitan Area Transit Authority in each of fiscal 2025 and 2026, and \$31.5 million for the Howard Street Tunnel in fiscal 2025.

**Capital Program by Fund Source**  
**Fiscal 2021-2026**  
**(\$ in Millions)**



	2021	2022	2023	2024	2025	2026
Total	\$2,004.1	\$3,292.8	\$4,432.5	\$3,857.9	\$3,360.1	\$3,067.5
■ Academic Revenue Bonds	32.0	30.0	30.0	30.0	30.0	30.0
■ Built to Learn Bonds	0.0	699.3	0.0	0.0	432.4	302.2
■ Federal Funds	124.5	261.9	476.5	319.5	452.7	223.5
■ Special Funds	441.8	499.9	614.3	1,074.2	449.9	516.0
■ General Funds	161.7	472.4	2,061.5	1,186.5	145.1	40.9
■ Bond Premium Proceeds	136.0	222.9	40.8	29.1	5.0	140.1
■ General Obligation Bonds	1,108.1	1,106.4	1,209.4	1,218.6	1,845.0	1,814.8

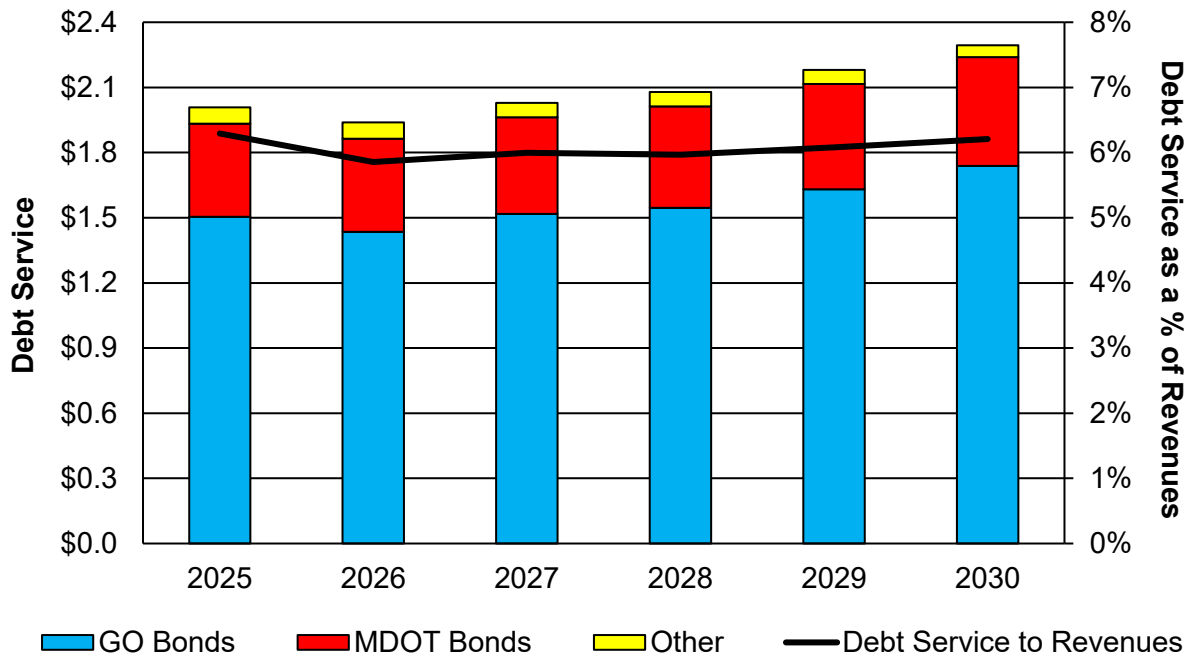
Note: Fiscal 2025 includes deficiencies.

Source: Department of Budget and Management

## Funding Highlights and Key Observations

- Fiscal 2026 New General Obligation (GO) Bond Authorization Level of \$1.750 Billion Is Consistent with the Spending Affordability Committee (SAC) Recommendation:** The authorization level is also consistent with what was planned in the 2024 *Capital Improvement Program (CIP)*. The 2025 CIP programs authorization levels to remain at \$1.75 billion annually through the five-year planning period. The graph below shows the State's tax supported debt as a percentage of revenues is below the 8% affordability benchmark.

**Debt Service to Revenues Ratio  
CIP Authorization Level  
Fiscal 2025-2030  
(\$ in Billions)**



CIP: *Capital Improvement Program*  
 GO: general obligation  
 MDOT: Maryland Department of Transportation

Source: State Treasurer's Office



- Significant Amount of Debt Supported by Lottery Revenues:** In addition to the GO bond program, the State authorizes revenue bonds to support various non-State assets. Since fiscal 2019, the General Assembly has authorized over \$4.5 billion in Maryland Stadium Authority (MSA) debt. Of MSA’s \$5.7 billion in total authorized debt, \$5.5 billion is counted by the State as non-State debt. Even though the State does not classify this as State debt, bond rating agencies consider much of this debt to be State debt. **Appendix 1** compares Capital Debt Affordability Committee debt outstanding with rating agency estimates.
- Bond Premiums and Deauthorizations Supplement Capital Bond Spending:** The capital program is supplemented with bond premium proceeds from the sale of State GO bonds. This includes \$140.1 million authorized in the fiscal 2026 capital budget bill and \$5 million funded through a fiscal 2025 special fund deficiency appropriation. **Appendix 2** shows the history of the use of bond premium support of the capital program. Deauthorizations from completed and canceled projects allows for an additional \$68.4 million of debt authority within the SAC limit.

**Bond Premium Support of Fiscal 2026 Capital Program  
(\$ in Millions)**

<u>Bond Sale</u>	<u>Capital</u>	<u>Notes</u>
June 2024	\$55.0	Includes \$50 million previously set aside for fiscal 2027 debt service and \$5 million above what is needed for debt service.
June 2025	90.1	Includes \$88 million that will be set aside to support capital spending from what was planned to support fiscal 2028 debt service, and another \$2.1 million above what is needed for debt service.
<b>Total</b>	<b>\$145.1</b>	The MCCBL of 2025 authorizes the use of \$140.1 million while \$5 million funds a proposed fiscal 2025 special fund deficiency appropriation.

MCCBL: Maryland Consolidated Capital Bond Loan

- Limited Use of General Fund Pay-as-you-go (PAYGO):** General fund support of the capital program is limited. The budget includes \$40.9 million for fiscal 2026, of which \$34.5 million supports administration strategic economic initiatives. The budget also includes \$34.8 million to fund fiscal 2025 deficiency appropriations, of which \$17.8 million replaces funds inadvertently reverted at the closeout of fiscal 2024. **Appendix 3** shows the inadvertent reversions and proposed replacements. **Appendix 4** shows the use of general fund PAYGO for fiscal 2020 through 2025 actual and fiscal 2026 through 2030 as programmed in the CIP.

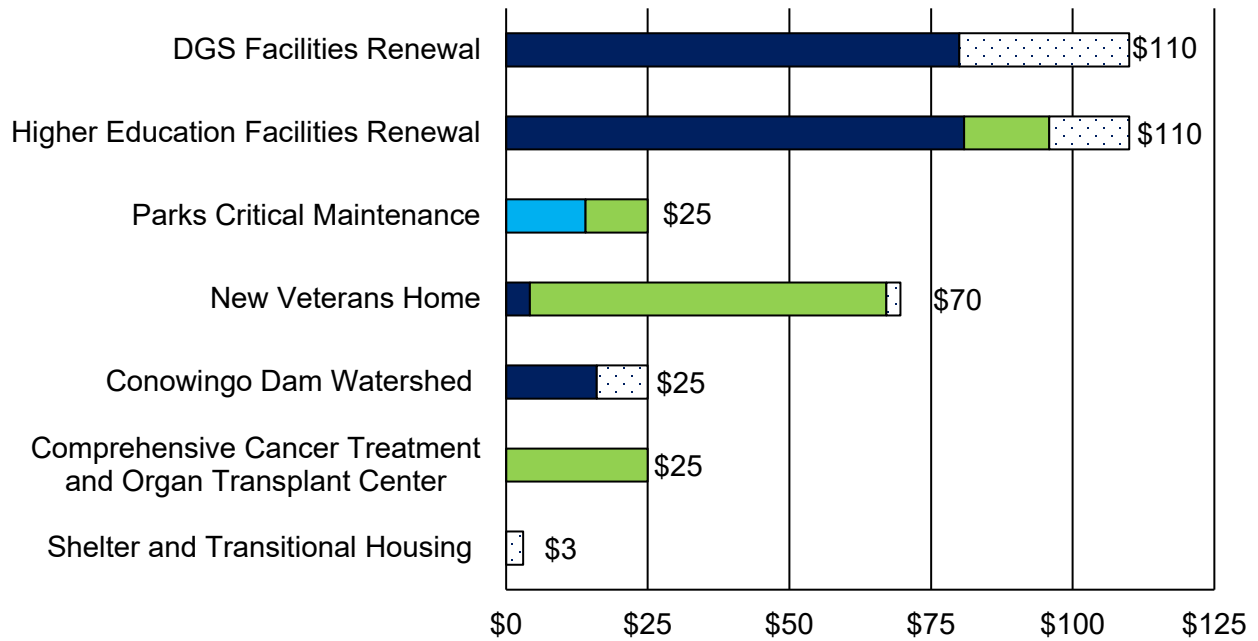
## General Fund PAYGO in Fiscal 2026 Budget

<u>Agency</u>	<u>Project</u>	<u>Fiscal 2025 Deficiency</u>	<u>Fiscal 2026</u>	<u>Notes</u>
DGS	Washington County District Court Renovation and Expansion	\$5,275,000		Inadvertent Reversion
DGS	Demolish Decommissioned Buildings at MDH Properties	1,300,000		Inadvertent Reversion
DGS	City of Baltimore Renovations to Swimming Pool Facilities	3,000,000		Inadvertent Reversion
DGS	Pearlstone Conference and Treatment Center	500,000		Inadvertent Reversion
DGS	City of Baltimore Penn Station Redevelopment	1,000,000		Inadvertent Reversion
DGS	Harmers Arts Center Project	700,000		Inadvertent Reversion
DGS	City of Baltimore – Warner and Stockholm Streets	2,000,000		Inadvertent Reversion
MDOT	Howard Street Tunnel	3,998,349		Inadvertent Reversion
DGS	MEDCO – Cannabis Incubator Space	2,000,000	\$5,000,000	
DGS	Tradepoint Atlantic Container Terminal	15,000,000	15,000,000	Governor's Strategic Initiative
DGS	IonQ Headquarters		10,000,000	Governor's Strategic Initiative
DPA	New Downtown Frederick Hotel and Conference Center		7,500,000	Governor's Strategic Initiative
DPA	Johns Hopkins University Whiting School of Engineering – New Design Center		2,000,000	Governor's Strategic Initiative
DGS	State Center Demolition		750,000	
MDE	Hazardous Substance Cleanup Program		625,000	
<b>Total</b>		<b>\$34,773,349</b>	<b>\$40,875,000</b>	

DGS: Department of General Services  
 DPA: Dedicated Purpose Account  
 MDE: Maryland Department of the Environment  
 MEDCO: Maryland Economic Development Corporation  
 MDH: Maryland Department of Health  
 MDOT: Maryland Department of Transportation  
 PAYGO: pay-as-you-go



**Capital Funds Available in the Dedicated Purpose Account  
As of February 2025  
(\$ in Millions)**



■ Released   ■ Transferred to GF – 2024 Session   ■ Proposed Transfer to GF   □ Remaining

DGS: Department of General Services  
GF: General Fund

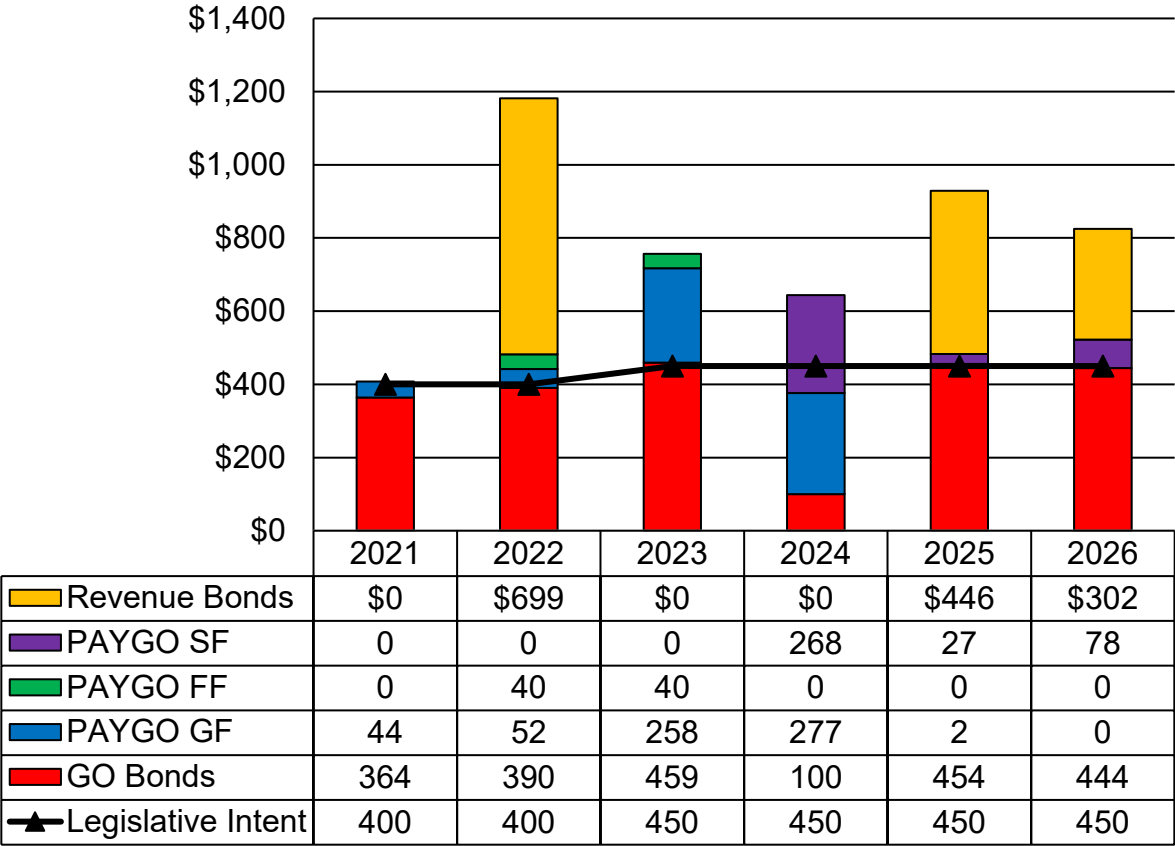
- **Significant Canceled Projects:** Several significant projects have been canceled or on hold. **Appendix 5** shows significant changes in fiscal 2026 funding compared to what was programmed in the 2024 CIP.

<u>Project</u>	<u>Status</u>	<u>Notes</u>
William Donald Schaefer Tower Renovation	Canceled	Plan to identify rental space.
Nancy S. Grasmick State Education Building Renovation	Canceled	Plan to identify rental space.
New State Veterans Home	On Hold	Did not receive federal award.

- **Legislative Priorities and Local Projects:** The fiscal 2026 capital budget provides \$172.5 million for nonrecurring local projects (\$138 million GO bond funds and \$34.5 million general funds). This amount includes \$51.5 million to fund a portion of the \$73.4 million of legislative preauthorizations for the 2025 session (see **Appendix 6**). The budget also allocates \$50 million in GO bonds for legislative initiatives.

- School Construction:** The budget provides \$825 million for school facilities, including \$302 million of revenue bonds and \$69 million of special funds attributable to Built to Learn. The budget meets the goal of funding public school construction at or above \$450 million, excluding funding attributable to Built to Learn, with \$440.9 million of GO bond funds and another \$9.1 million of special funds from the Fiscal Responsibility Fund.

**Public School Construction Funding by Source**  
**Fiscal 2021-2026**  
**(\$ in Millions)**



FF: federal funds  
 GF: general funds  
 GO: general obligation  
 PAYGO: pay-as-you-go  
 SF: special funds

Source: Governor’s Fiscal 2026 *Capital Improvement Program*; Interagency Commission on School Construction

- **Transfer Tax Revenues:** Reduced revenues coupled with the impact of the underattainment of budgeted revenues significantly constrain funding of capital programs supported with transfer tax revenues in fiscal 2026, as was the case in fiscal 2025.

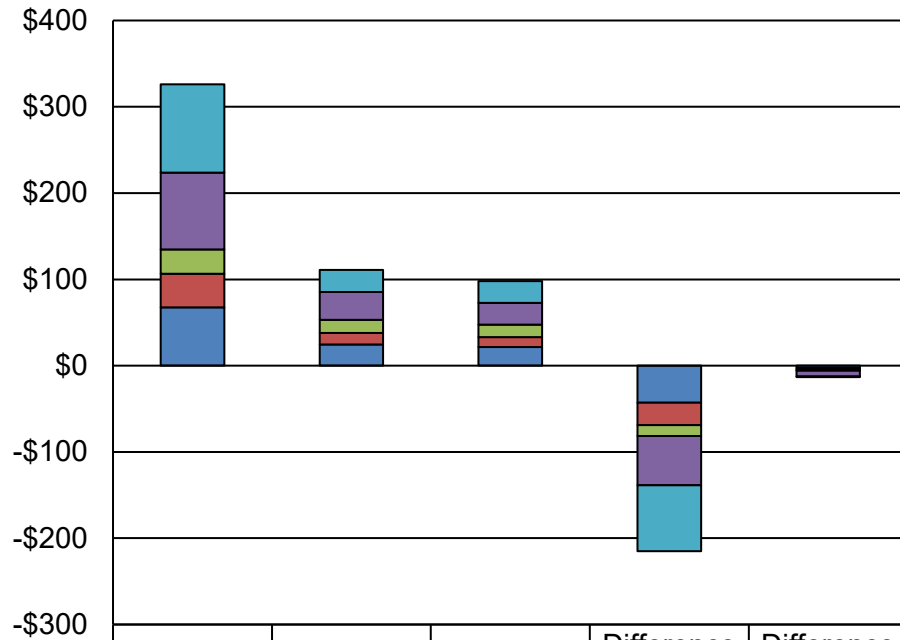
**Changes in Transfer Tax Revenues and Impact on Capital Programs**  
**Fiscal 2024-2026**  
**(\$ in Millions)**

	<u>2024</u>	<u>2025</u>	<u>2026</u>	<u>Difference</u> <u>2024-2025</u>	<u>Difference</u> <u>2025-2026</u>
Budgeted Fiscal 2024-2025 Revenue / Estimated Fiscal 2026 Revenues	\$286.1	\$233.1	\$219.6	-\$53.1	-\$13.5
Over/Underattainment Adjustment	122.0	-79.5	-85.3	-201.5	-5.8
<b>Total Revenues</b>	<b>\$408.2</b>	<b>\$153.6</b>	<b>\$134.3</b>	<b>-\$254.6</b>	<b>-\$19.3</b>
<b>Total to Operating Programs</b>	<b>\$82.2</b>	<b>\$42.6</b>	<b>\$36.4</b>	<b>-\$39.6</b>	<b>-\$6.2</b>
<b>Total to Capital Programs</b>	<b>\$326.0</b>	<b>\$111.0</b>	<b>\$97.8</b>	<b>-\$215.0</b>	<b>-\$13.1</b>

Note: Fiscal 2024 overattainment reflects actual fiscal 2022 revenues above budgeted revenues. Fiscal 2025 underattainment reflects actual fiscal 2023 revenues below budgeted revenues. Fiscal 2026 underattainment reflects actual fiscal 2024 revenues below budgeted revenues.

Source: Department of Budget and Management

**Transfer Tax Allocation to Capital Programs**  
**Fiscal 2024-2026**  
**(\$ in Millions)**



	2024	2025	2026	Difference 2024- 2025	Difference 2025- 2026
■ Program Open Space – State	\$102.2	\$25.7	\$24.9	-\$76.5	-\$0.8
■ Program Open Space – Local	89.2	32.1	25.5	-57.0	-6.7
■ Rural Legacy Program	28.0	15.3	14.4	-12.7	-0.9
■ Capital Development	39.0	13.3	11.4	-25.7	-1.9
■ MALPF	67.6	24.5	21.6	-43.1	-2.8

MALPF: Maryland Agricultural Land Preservation Foundation

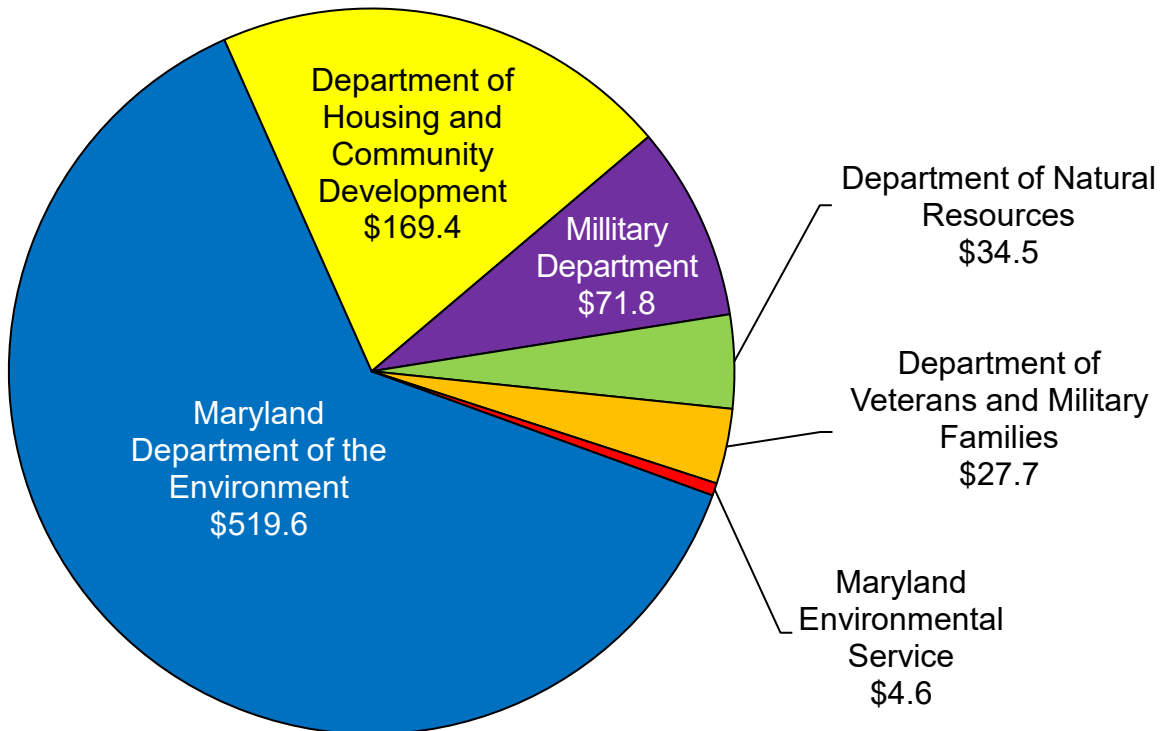
Note: The fiscal 2024 actual does not include transfer tax repayment of general funds of \$16.6 million for MALPF and \$5.4 million for the Rural Legacy Program.

Source: Department of Budget and Management

## Spotlight on Federal Funds

Recent announcements from the Donald J. Trump administration create some uncertainty on the availability of federal funds. The 2025 CIP programs \$827.6 million of federal funds through the five-year planning period – highlights include:

### Federal PAYGO 2025 CIP Fiscal 2026-2030 (\$ in Millions)



CIP: *Capital Improvement Program*

PAYGO: *pay-as-you-go*

Source: Department of Budget and Management



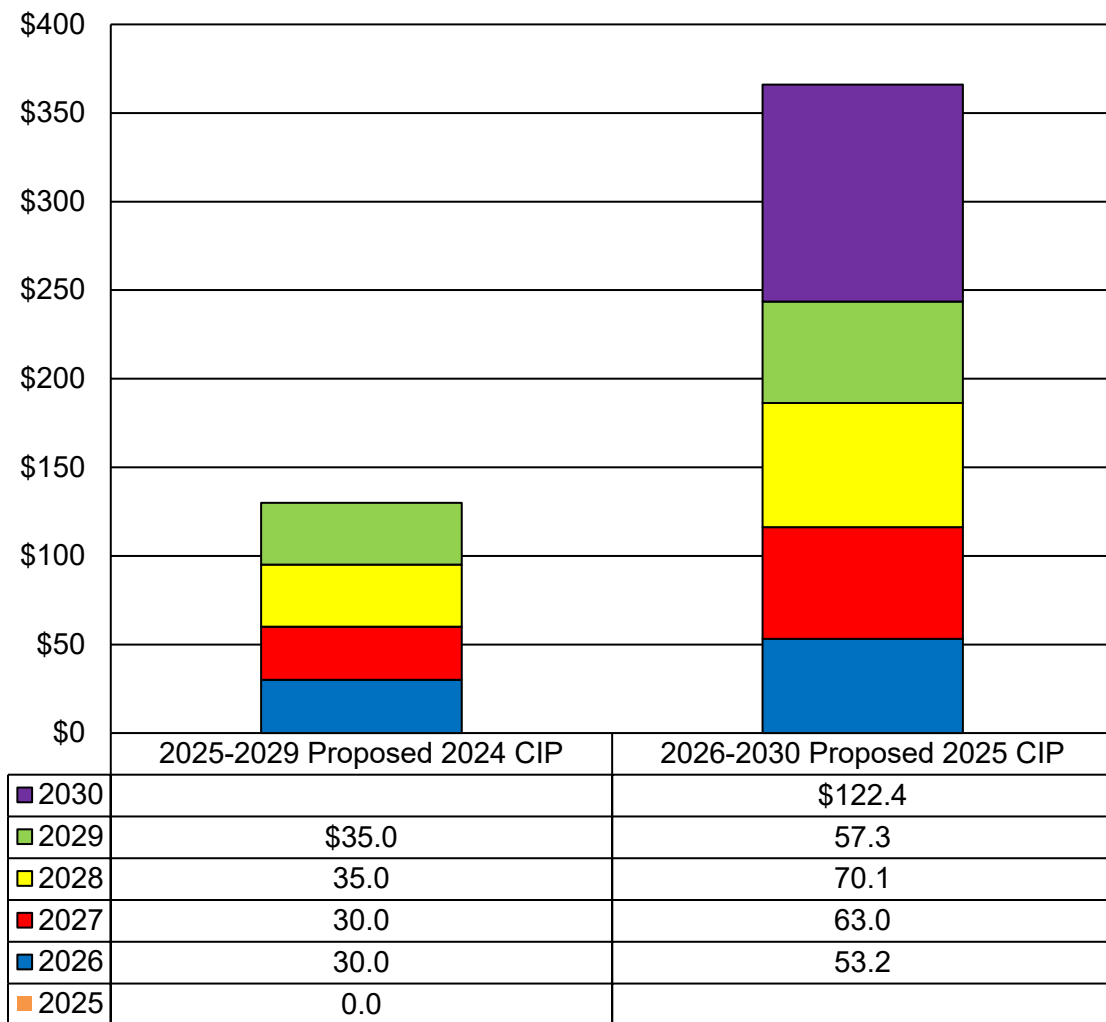
- ***Maryland Department of the Environment (MDE):*** The federal Clean Water Act provides annual grants to capitalize MDE's Water Quality and Drinking Water revolving loan funds that are estimated at \$520 million through the planning period. This includes Maryland's share of the Infrastructure Investment and Jobs Act (IIJA) funding to be received by MDE budgeted at \$143 million in fiscal 2026 and another \$143 million programmed in the CIP for fiscal 2027. **Appendix 7** illustrates the anticipated schedule of federal IIJA funding to MDE.
- ***Department of Housing and Community Development (DHCD):*** The CIP includes \$60 million of Community Development Block Grant Program funds, funded through DHCD for nonentitlement zones (entitlement zones receive direct federal funding, estimated at \$80 million annually); \$60 million from the HOME Investment Partnership Program and the Housing Trust Fund; and \$48.3 million programmed from fiscal 2026 to 2028 made available through the American Rescue Plan Act.
- ***Military Department:*** The CIP includes \$71.8 million to modernize readiness centers across the State on a cost-share basis with the State, depending on the type of project. The CIP programs five projects with future federal funding.
- ***Department of Natural Resources:*** The CIP includes \$32.5 million, comprised of \$25 million to Program Open Space from the U.S. Department of the Interior's National Park Service and U.S. Fish and Wildlife Service and \$7.5 million to the Waterway Improvement Fund from the Federal Sport Fish Restoration Boating Access Program.
- ***Department of Veterans and Military Families:*** The CIP includes a total of \$27.7 million to support two cemetery expansions and improvement projects at Garrison Forest and Crownsville veterans cemeteries, both of which the State has already provided GO bond authorizations to initiate design.

# Facilities Renewal

## Department of General Services-managed Assets

The 2025 CIP programs a significant increase in funding for the Department of General Services (DGS) Facilities Renewal Program – \$375 million over the next five years as programmed in the 2025 CIP compared to \$130 million programmed in the 2024 CIP.

### DGS Facility Renewal Funding Fiscal 2026-2030 (\$ in Millions)

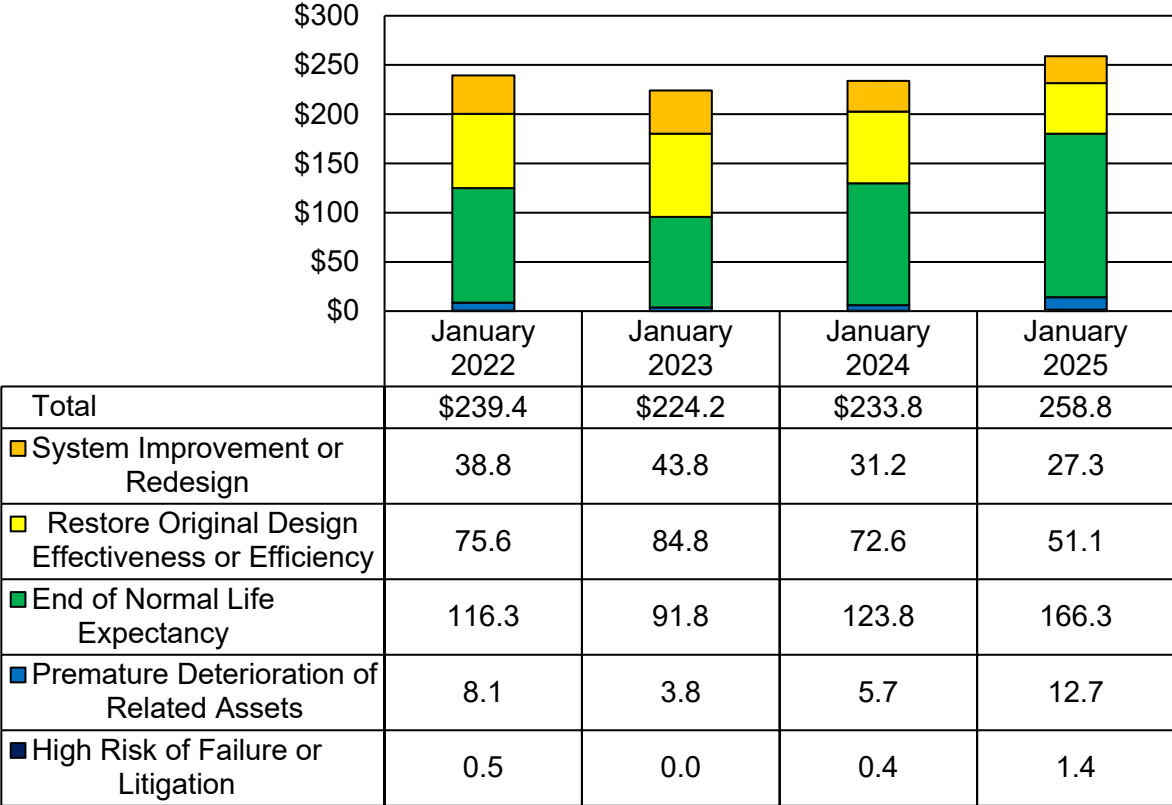


CIP: *Capital Improvement Program*  
DGS: Department of General Services

Source: 2025 *Capital Improvement Program*

- Backlog of Deferred Facility Renewal Projects:** As of January 2025, the estimated backlog of projects totals \$258.8 million, representing a 10% increase compared to January 2024. This measure does not, however, represent the total backlog. The Building Assessment Unit (BAU), which performs a continuing analysis of State-operated facilities to track total State maintenance needs, reported \$785 million in maintenance needs across DGS-supported facilities in December 2022.
- Climate Solutions Now:** The program is considered an essential tool to achieve the State’s Net Zero goals, established by the Climate Solutions Now Act (Chapter 38 of 2022). DGS reports that a total of 159 planned projects with a cost of \$120.1 million that comprise 42.3% of the backlog will have energy and carbon reduction impacts. The total cost of projects related to the Act is expected to increase as BAU performs the continuing analysis of State-operated facilities and identifies and updates facility renewal needs across DGS-supported facilities.

**DGS Facility Renewal Backlog by Category  
(\$ in Millions)**

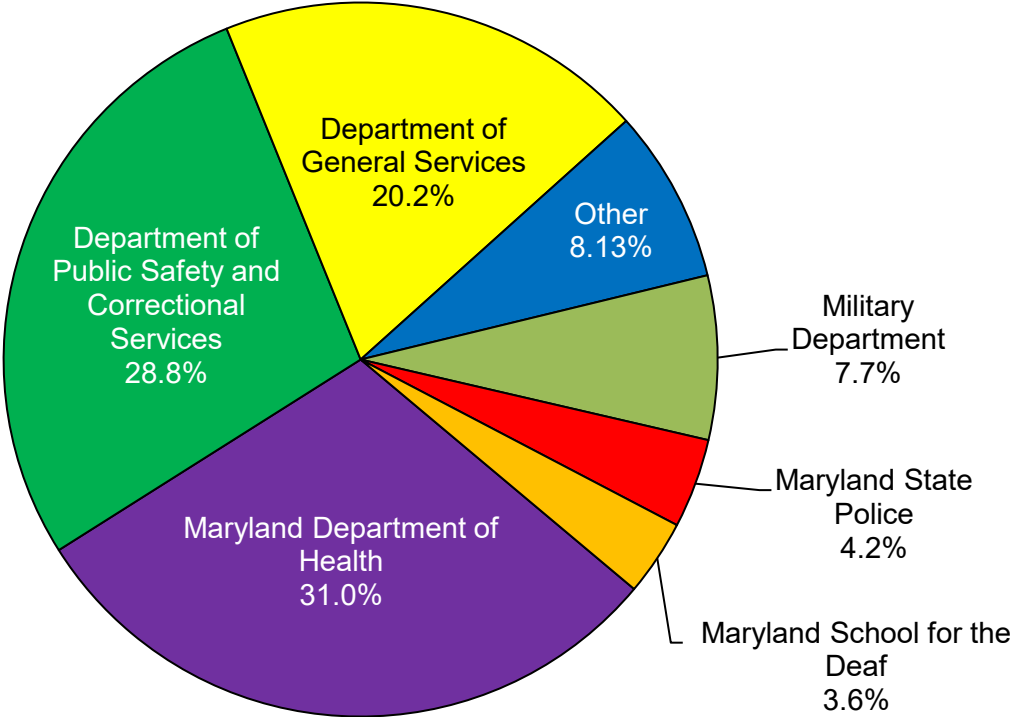


DGS: Department of General Services

Source: Department of General Services

- Process Improvements:** In addition to the BAU reestablishment, the most significant change to the way that the program is administered is the recent implementation of new job order contracting procurement. This is a project delivery method that is useful to get numerous commonly encountered construction projects done quickly and easily through multi-year contracts for a wide variety of renovation, repair, and minor construction projects. DGS reports increased encumbrances; the \$36 million encumbered in fiscal 2024 is the highest amount encumbered in a single year, and fiscal 2025 encumbrances may exceed \$50 million. This level of encumbrance activity will need to be maintained for the forecasted increased funding levels to be effective. Even with the enhancements, further improvements are needed as evidenced by the recent inclusion of the Clifton T. Perkins Hospital infrastructure improvement project.

**DGS Facility Renewal Backlog by Agency**



DGS: Department of General Services

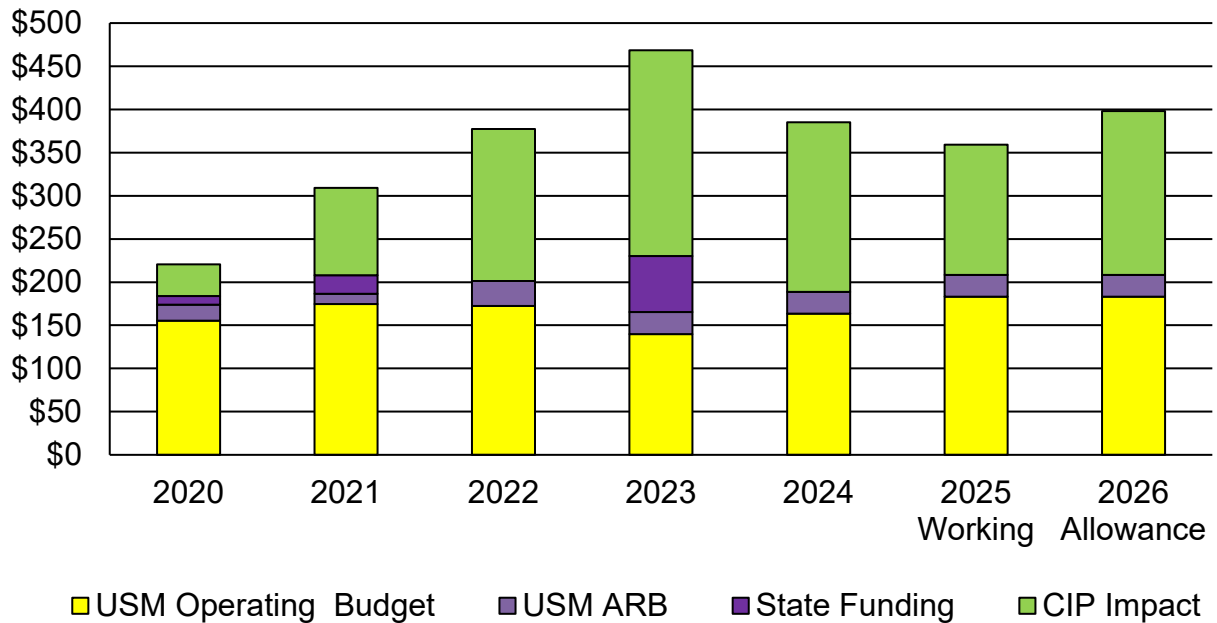
Source: Department of General Services

## University System of Maryland Facility Renewal

The University System of Maryland (USM) addresses its facility renewal needs in several ways. Direct program support includes a systemwide Capital Facilities Renewal Program, which is funded through the USM Office and is available to all of the system’s institutions. This program is scheduled to receive \$25 million annually as programmed in the 2025 CIP and is funded through USM academic revenue bonds, authorized in separate legislation at the level recommended by SAC.

In addition to direct funding of the dedicated systemwide facility renewal program, USM institutions contribute operating funds on an annual basis under a policy stating that institutional spending on facilities renewal be equal to 2% of the replacement value of all assets. Total funding peaked in fiscal 2023 in part due to the additional one-time \$65 million enhancement appropriated to the DPA. Another way that the backlog is addressed is through direct funding of building renovations and replacements in the CIP.

**USM Facility Renewal Funding – All Sources**  
**Fiscal 2020-2026**  
**(\$ in Millions)**

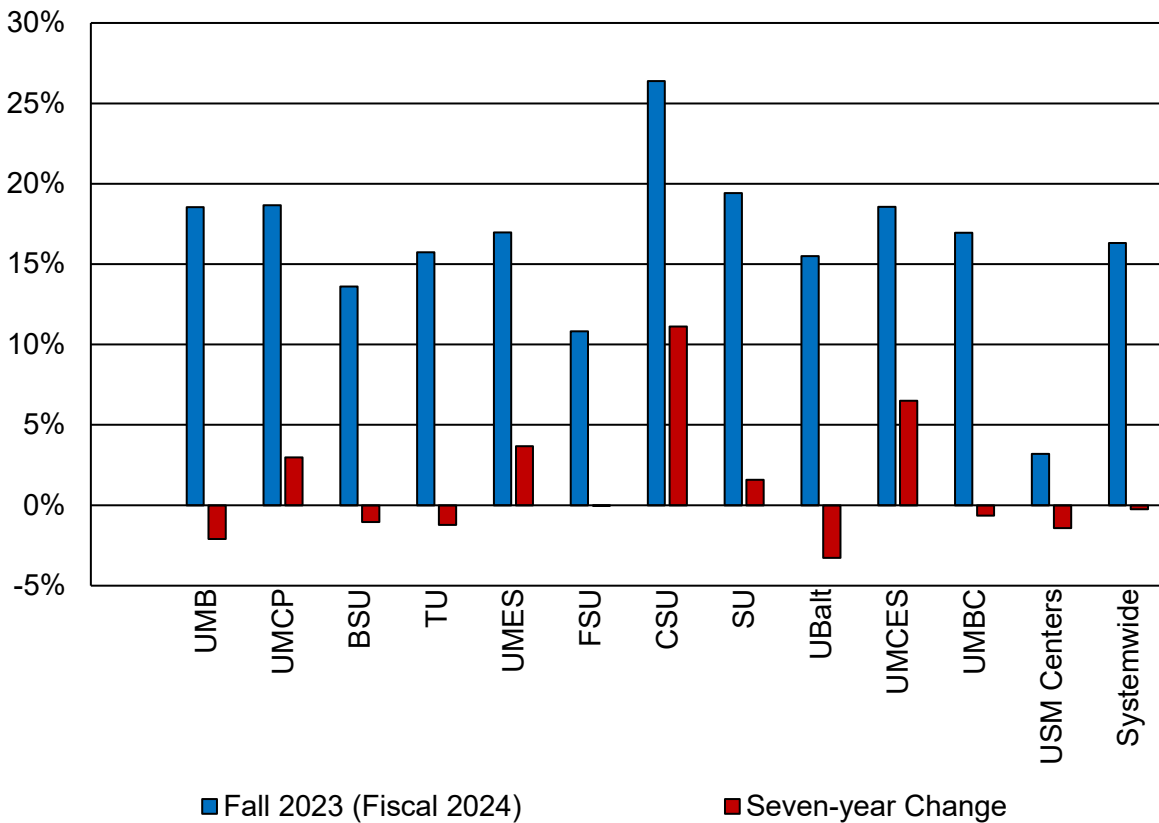


ARB: Academic Revenue Bonds  
 CIP: *Capital Improvement Program*  
 USM: University System of Maryland

Source: University System of Maryland

The next two charts show (1) the total estimated deferred maintenance backlog as measured against the total replacement value of physical assets reflected in a facility condition index (FCI) for each institution (low FCI is the goal) and (2) total spending as a percentage of replacement value.

### USM Institutional Facility Renewal Backlog, as Share of Replacement Value of Assets



- BSU: Bowie State University
- CSU: Coppin State University
- FSU: Frostburg State University
- SU: Salisbury University
- TU: Towson University
- UBalt: University of Baltimore
- UMB: University of Baltimore Campus
- UMBC: University of Maryland Baltimore County
- UMCP: University of Maryland, College Park Campus
- UMCES: University of Maryland Center for Environmental Science
- UMES: University of Maryland Eastern Shore
- USM: University System of Maryland

## USM Institutional Spending, as a Percentage of Replacement Value

	<b>Fiscal 2024 <u>Actual</u></b>	<b>Fiscal 2025 <u>Working</u></b>	<b>Fiscal 2026 <u>Allowance</u></b>
UMB	1.68%	2.54%	3.01%
UMCP	2.47%	1.74%	1.55%
BSU	18.40%	2.70%	1.09%
TU	4.05%	5.51%	7.82%
UMES	2.60%	3.35%	2.21%
FSU	1.36%	0.23%	0.19%
CSU	0.81%	0.97%	0.72%
SU	3.53%	7.50%	8.94%
UBalt	2.06%	1.38%	1.87%
UMCES	0.33%	1.03%	1.03%
UMBC	3.74%	2.38%	2.05%
USG	2.02%	3.75%	1.29%
<b>Total USM</b>	<b>3.03%</b>	<b>2.64%</b>	<b>2.69%</b>

BSU: Bowie State University

CSU: Coppin State University

FSU: Frostburg State University

SU: Salisbury University

TU: Towson University

UBalt: University of Baltimore

UMB: University of Baltimore Campus

UMBC: University of Maryland Baltimore County

UMCP: University of Maryland, College Park Campus

UMCES: University of Maryland Center for Environmental Science

UMES: University of Maryland Eastern Shore

USG: Universities at Shady Grove

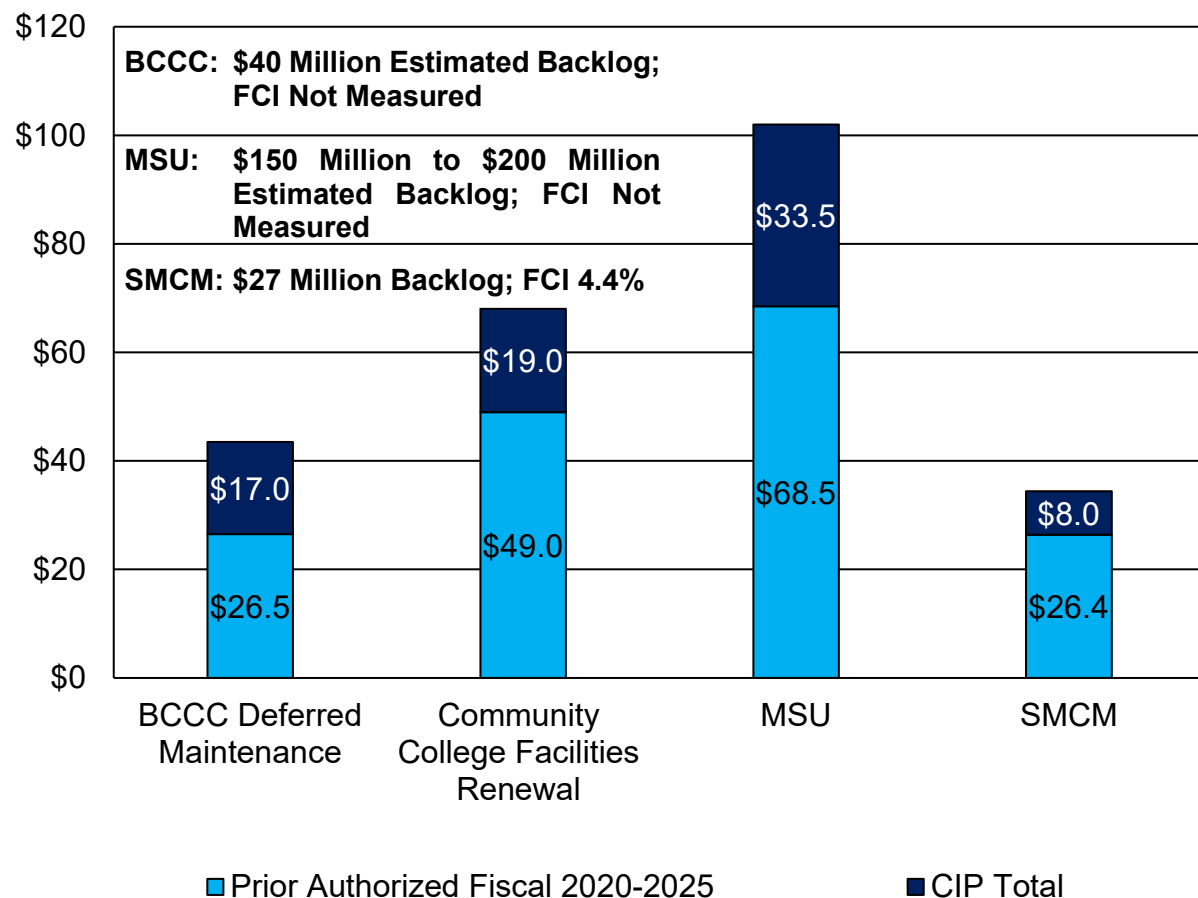
USM: University System of Maryland

Source: University System of Maryland

## Other Higher Education Facility Renewal Programs

Other segments of higher education also receive State funding for facility renewal efforts. Since fiscal 2020, the State has provided \$170 million for separate programs at Morgan State University, St. Mary’s College of Maryland, and community colleges, including Baltimore City Community College. The CIP programs an additional \$77.5 million for these programs through fiscal 2030.

**Facility Renewal Funding  
Other Segments of Higher Education  
(\$ in Millions)**



BCCC: Baltimore City Community College  
 CIP: *Capital Impropram*  
 FCI: facility condition index  
 MSU: Morgan State University  
 SMCM: St. Mary’s College of Maryland

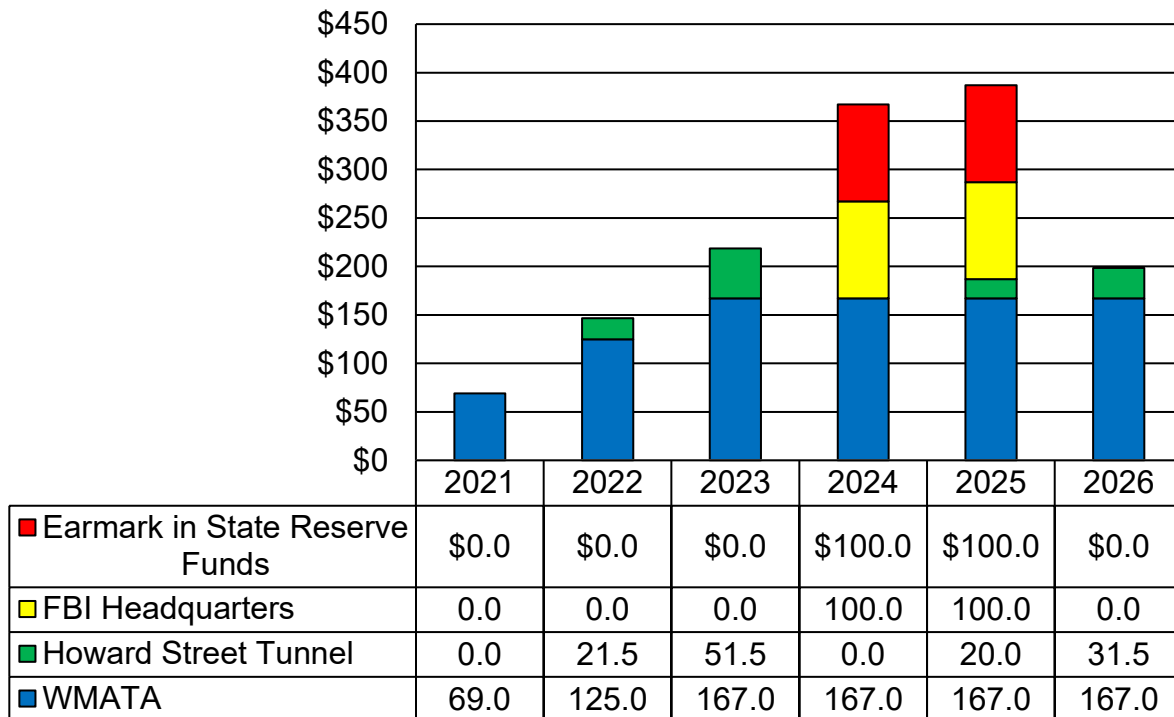
Source: Department of Budget and Management



## Support for Transportation Projects Outside of the Transportation Trust Fund

A portion of the capital budget not including the Maryland Department of Transportation (MDOT) segment goes to fund projects that would be eligible for funding through the Transportation Trust Fund (TTF). This includes the State-mandated Washington Metropolitan Area Transit Authority (WMATA) grants, road infrastructure needed to support the Federal Bureau of Investigation (FBI) headquarters relocation, the Howard Street Tunnel projects, and \$200 million in the State Reserve Fund for transportation initiatives, \$100 million of which was released in fiscal 2024 from the DPA and another \$100 million in fiscal 2025 from the Rainy Day Fund. With the State's negative fiscal outlook and proposed MDOT revenue enhancements, consideration should be given to funding the WMATA grants from the TTF beginning in fiscal 2027 rather than from general funds as programmed for each of fiscal 2027 through 2030 in the CIP.

**Transportation Projects Funded  
Outside the Transportation Trust Fund  
Fiscal 2021-2026  
(\$ in Millions)**



FBI: Federal Bureau of Investigation  
WMATA: Washington Metropolitan Area Transit Authority

Source: Department of Budget and Management; Department of Legislative Services

## **FBI Headquarters Project**

GO bond funding of \$100 million was authorized for the FBI headquarters project in each of fiscal 2024 and 2025. This funding will support construction of an interchange along I-95/I-495 at the Greenbelt Metro Station as well as other improvements necessary for the relocation of the FBI headquarters, with an estimated total project cost of \$266 million. The project is included in the *Consolidated Transportation Program (CTP)*, which assumes using \$23.5 million of the already appropriated GO bond funding in fiscal 2026, \$96.5 million in fiscal 2027, and \$80 million in fiscal 2028 based on anticipated cash flow requirements.

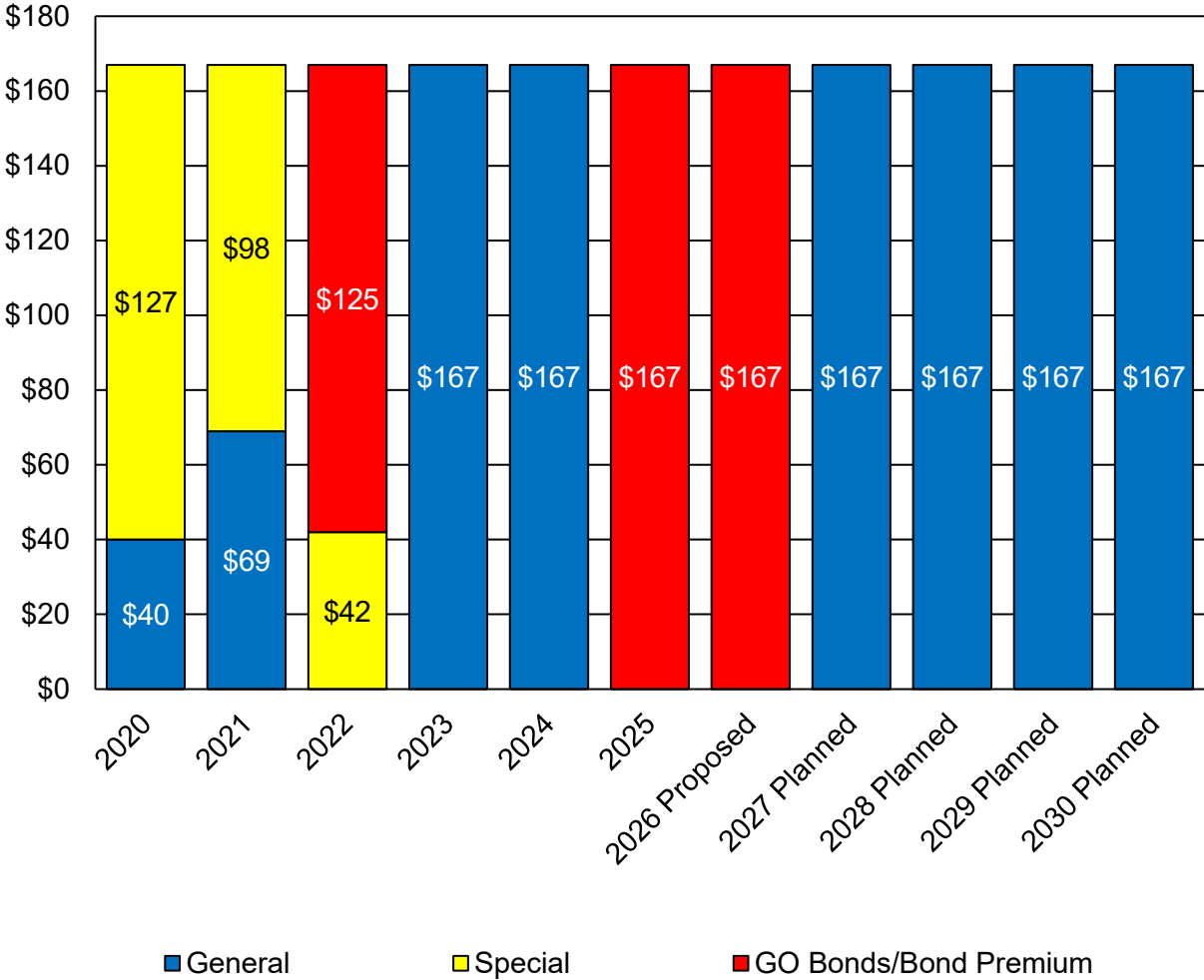
## **Howard Street Tunnel Project**

The State has also made funding contributions outside the TTF to support the CSX Howard Street Tunnel Project. Estimated at \$566 million in total costs in the 2025 CTP, the plan proposes \$247.5 million of State contributions, of which \$124.5 million would be derived from GO bond authorizations or PAYGO general funds. The fiscal 2022 and 2023 budgets provided \$21.5 million and \$51.5 million in PAYGO general funds, respectively. The fiscal 2025 budget provided \$20 million in GO bonds, and the remaining GO bond contribution of \$31.5 million is included in the fiscal 2026 capital budget as introduced. MDOT will fund the remainder of the State's contribution.

## **WMATA Capital**

The Governor is required to contribute \$167 million annually for a dedicated capital grant to WMATA to be used for state of good repair projects in addition to the base capital grant that the State provides for WMATA's general capital program. Since the mandate was enacted, MDOT has received varying amounts of non-TTF resources (general funds and GO bond authorizations) to avoid needing to displace an equal amount from its capital program. The fiscal 2026 budget includes \$167 million in GO bonds for WMATA. These funds cannot be used directly for the mandated grant, which is used by WMATA to pay debt service on bonds it has issued. Instead, the funds will be used for a portion of the State's base capital grant to WMATA, which frees up an equal amount of TTF special funds to be used for the mandated grant. The 2025 CIP reflects the planned use of \$167 million in general funds each year for the remainder of the planning period through fiscal 2030.

**WMATA Capital  
Fiscal 2020-2030  
(\$ in Millions)**



GO: general obligation  
WMATA: Washington Metropolitan Area Transit Authority

Source: Department of Budget and Management, *Capital Improvement Program*, January 2025

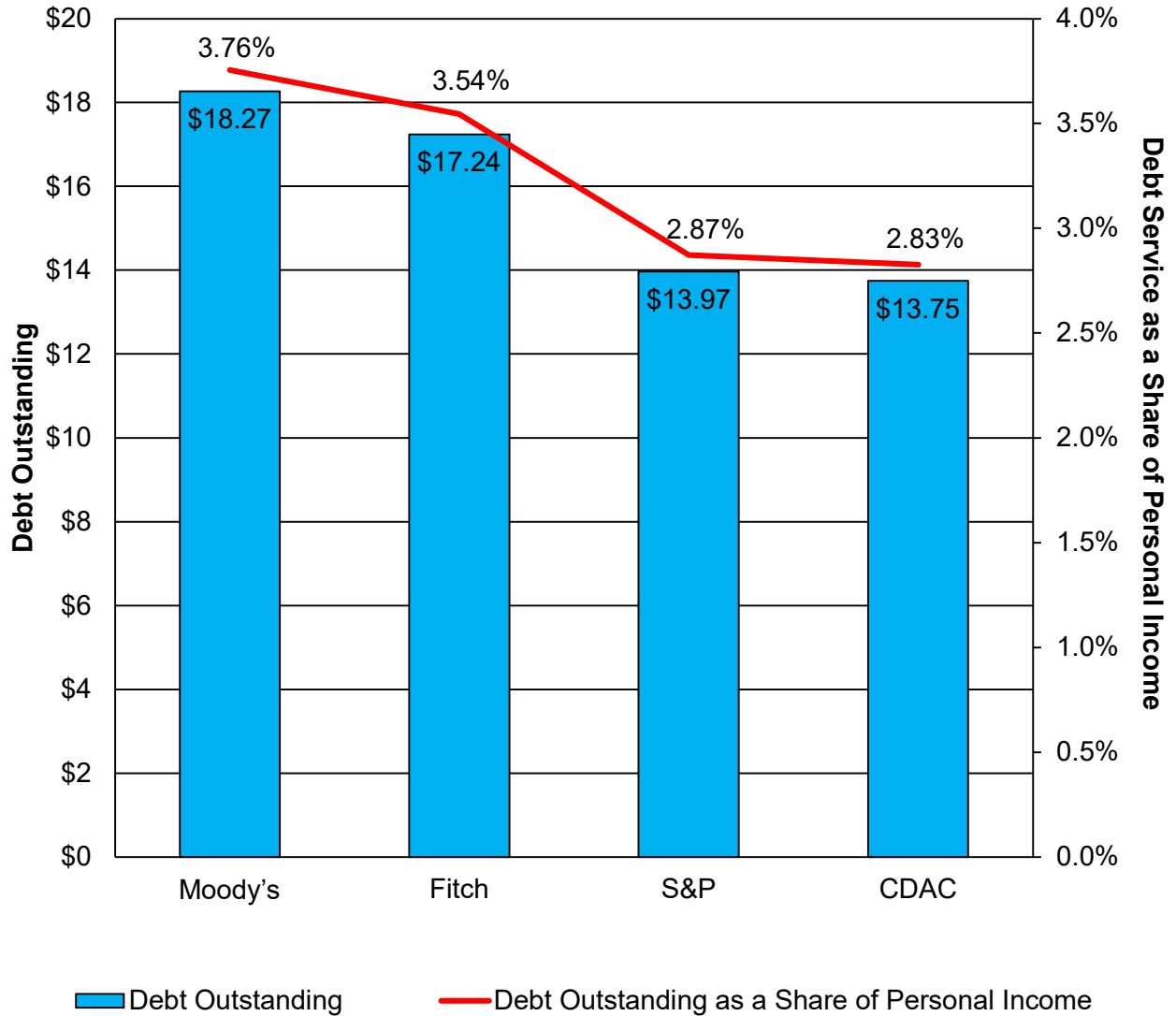


# Appendices

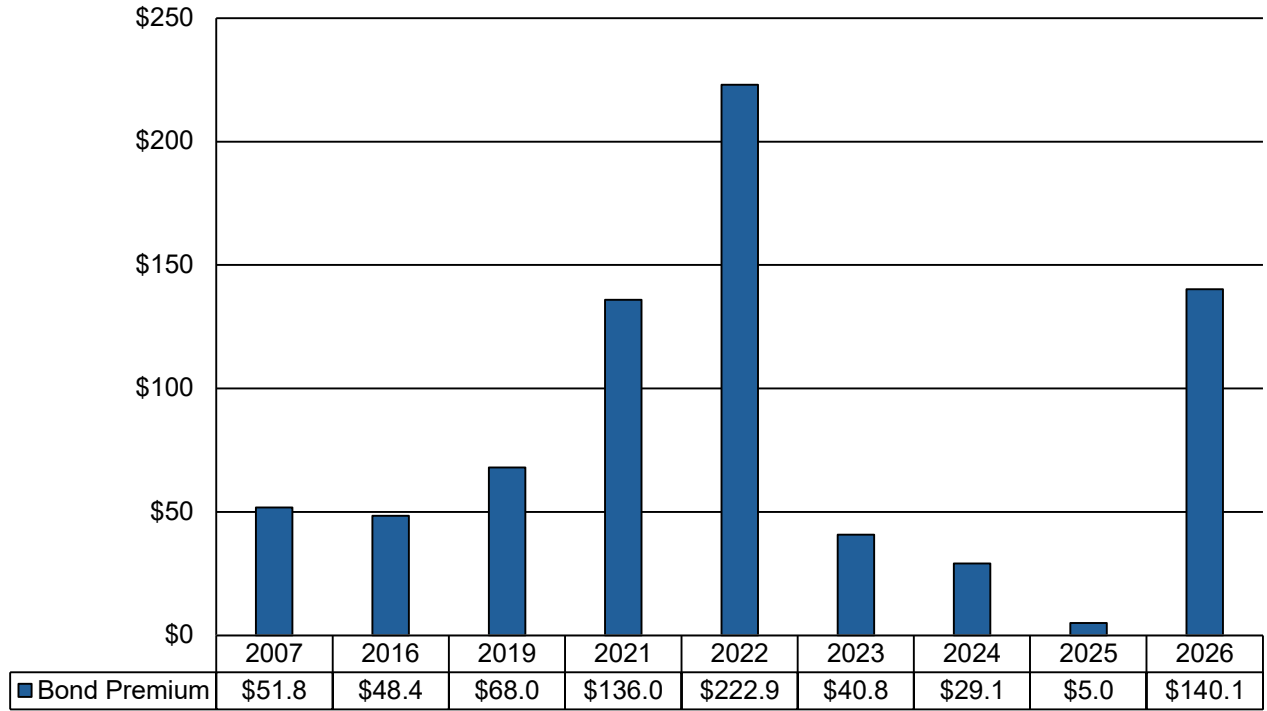
---



**Appendix 1**  
**Fiscal 2024 Debt Outstanding and**  
**Debt Outstanding to Personal Income**  
**(\$ in Billions)**



**Appendix 2**  
**Bond Premium History**  
**Since Fiscal 2007**  
**(\$ in Millions)**



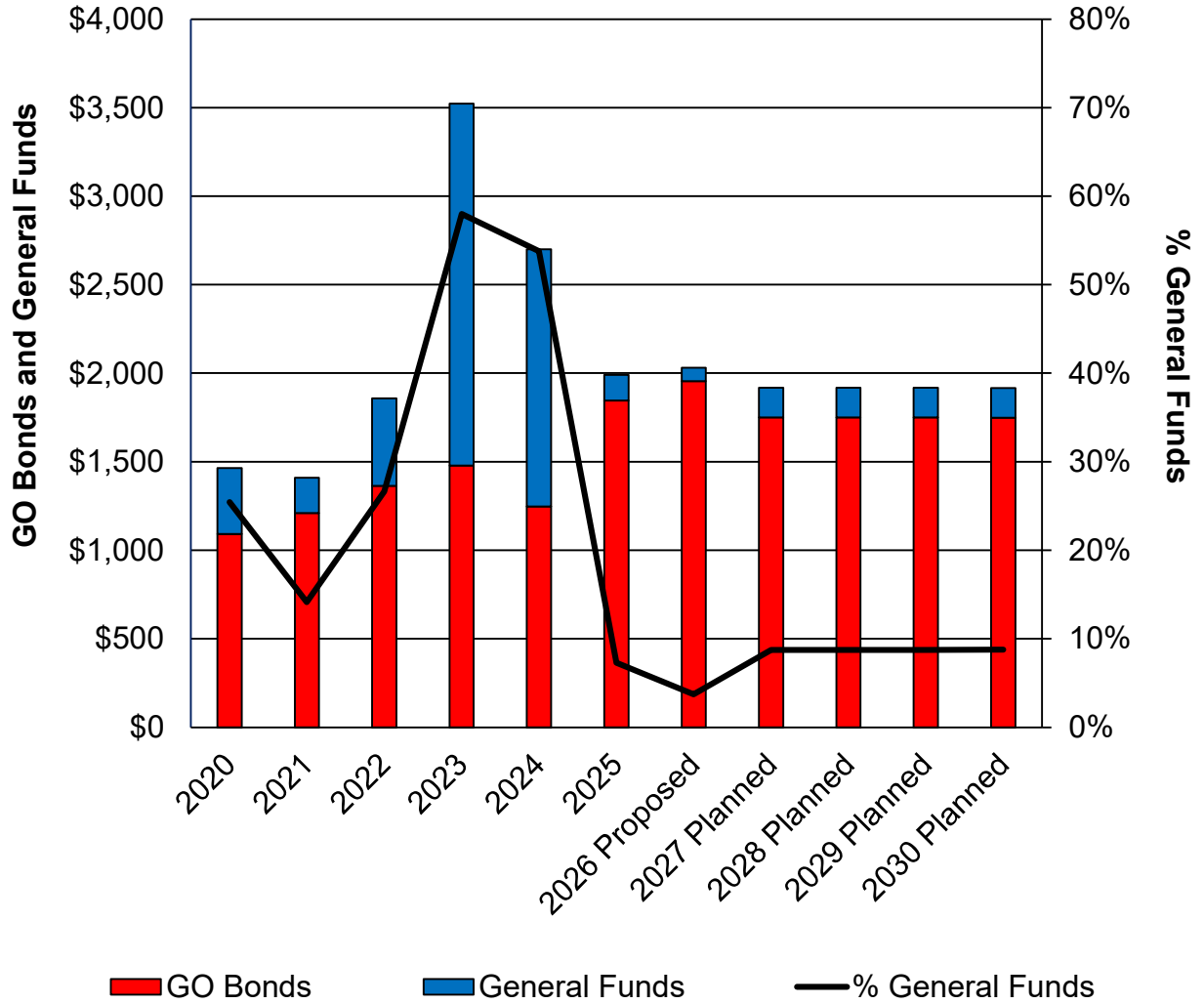
Notes: Fiscal 2023 adjusted downward \$219 million (negative general fund deficiency appropriation replaced). Fiscal 2025 includes proposed \$5 million deficiency from June 2024 premiums.



**Appendix 3  
Inadvertent Reversions**

<b><u>Fiscal Year Authorized</u></b>	<b><u>Agency</u></b>	<b><u>Project</u></b>	<b><u>Reversion</u></b>	<b><u>Replacement Funding</u></b>	<b><u>Notes</u></b>
2022	Judiciary	Washington County District Court Renovation and Expansion	\$5,275,000	\$5,275,000	GF – Fiscal 2025 Deficiency Proposed
2022	MDH	Demolish Decommissioned Buildings	1,300,000	1,300,000	GF – Fiscal 2025 Deficiency Proposed
2022	MDOT	Howard Street Tunnel	3,998,349	3,998,349	GF – Fiscal 2025 Deficiency Proposed
2022	UMMS	Comprehensive Cancer Treatment Center	12,000,000	12,000,000	\$5 Million Replaced with Fiscal 2025 SF Deficiency Using Bond Premiums; Remainder Replaced with GO Bonds in Fiscal 2026
2022	MISC	City of Baltimore – Renovations to Swimming Pool Facilities	3,000,000	3,000,000	GF – Fiscal 2025 Deficiency Proposed
2022	MISC	Pearlstone Conference and Treatment Center	500,000	500,000	GF – Fiscal 2025 Deficiency Proposed
2022	MISC	City of Baltimore – Penn Station Redevelopment	1,000,000	1,000,000	GF – Fiscal 2025 Deficiency Proposed
2022	MISC	City of Baltimore – Greenway Trail	1,500,000	0	Grantee Contacted but Has Not Requested Disbursement
2022	MISC	Baltimore City Health Department – Druid Health Clinic	1,500,000	0	Grantee Contacted but Has Not Requested Disbursement
2023	MISC	Harmers Arts Center Project	700,000	700,000	GF – Fiscal 2025 Deficiency Proposed
2023	MISC	City of Baltimore – Warner and Stockholm Streets	2,000,000	2,000,000	GF – Fiscal 2025 Deficiency Proposed
2023	MISC	Annapolis City Dock	8,800,000	8,800,000	GO Bonds – Fiscal 2026
<b>Total</b>			<b>\$41,573,349</b>	<b>\$38,573,349</b>	

**Appendix 4**  
**GO Bond and General Fund Components of Capital Program**  
**Fiscal 2020-2030**  
**(\$ in Millions)**



**Appendix 5**  
**Significant Fiscal 2026 Funding Variances From 2024 Session CIP**  
(\$ in Millions)

<u>Agency</u>	<u>Project/Program</u>	<u>Over/Under CIP</u> <u>GO/GF</u>	<u>Notes</u>
BPW	Local Projects	\$138.0	New projects includes \$51.5 million preauthorized by MGA (\$138 million new GO and \$39.5 million GF).
BPW	Local House/Senate Initiatives	50.0	2024 CIP did not program a set aside for legislative initiatives for 2025 session.
IAC	Public School Construction and Supplemental Grant Program	48.3	Increased funding to reach \$450 annual goal – includes \$13.9 million above \$40 million mandate for Supplemental Program.
DPSCS	Baltimore Thereapeutic Treatment Center	34.1	Construction start earlier in fiscal year.
UMMS	Comprehensive Cancer Center	32.0	Replaces \$25 million proposed to be transferred from DPA to the General Fund. Also includes an additional \$7 million of GO bonds to partially replace inadvertant reverision of \$12 million of fiscal 2022 general fund appropriations. Another \$5 million of special funds from already realized bond premiums in a proposed fiscal 2025 deficiency completes the replacement funding.
DGS	Facility Renewal Program	23.2	Roughly \$10.6 million replaces funds used as emergency for Clifton T. Perkins HVAC emergency project.
MHA	Maryland Hospital Association Grant Program	14.7	Increased funding in response to Chapter 790 of 2024 expressing intent to annually fund program at \$20 million. \$22.7 million proposed.
MDH	Clifton T. Perkins Infrastructure – Emergency	12.5	New to CIP – Emergency project already underway utilizing \$10.6 million of Facility Renewal Funds.
MSU	Campus Electric Infrastructure Upgrades	9.5	Project prioritized in CIP to address critical infrastructure needs of campus over expansion.
MSU	New Science Center	9.4	Project estimated to cost additional \$72 million over 2024 session CIP estimate – MSU seeking R1 research status.
DPSCS	RCI Gatehouse and Perimeter Security	9.4	Project accelerated – security issues.
BCCC	Property Acquisition – Liberty Campus	9.0	New to CIP – Liberty campus expansion/parking.
MSU	Deferred Maintenance Program	8.4	Funded at \$13.4 million. CIP programmed \$5 million – after adjusting for \$10 million transfer from DPA net \$1.6 reduction.
UMCP	New Interdisciplinary Engineering Building – Zupnik Hall	6.5	Project estimated to cost additional \$20 million over 2024 session CIP estimate.
UMB	New School of Social Work	5.8	Additional costs for climate solutions now components and general inflationary increase.
SU	Blackwell Hall Renovation	5.1	Additional costs for climate solutions now components and general inflationary increase.
DPSCS	Jessup Regional Electrical Distribution	4.4	Additional scope identified.

<u>Agency</u>	<u>Project/Program</u>	<u>Over/Under CIP GO/GF</u>	<u>Notes</u>
BPW	William Donald Schaefer Tower Renovation	-33.0	Project canceled – removed \$110.8 million from CIP – awaiting information on plan for relocating State agencies.
BPW	New Supreme Court of Maryland Building	-20.7	Project procurement issues/delays. \$51.1 million transfer from DPA but \$71.8 million planned accounts for net reduction.
DPSCS	New Life Skills and Re-Entry Center for Women	-20.2	Project has sufficient funds already authorized to meet current project schedule and monthly cash-flow expenditure estimates.
MSU	Carter-Grant-Wilson Building Renovation	-17.2	Project deferred two years to focus on campus infrastructure.
SMCM	Montgomery Hall Renovation	-16.7	Deferred one year based on project schedule.
MDH	Clifton T. Perkins North Wing Renovation	-15.3	Project deferred one year to address emergency HVAC issue first.
DHCD	Homeownership Programs	-10.0	No change in total program funding – less GO bonds, more SF.
IAC	School Construction Revolving Loan Fund	-10.0	Program terminated in the BRFA of 2024.
MHEC	Community College Construction Grant Program	-9.8	CIP programmed \$70 million – project schedules require less funds than programmed.
DSP	College Park Barrack and Garage	-9.0	Deferred one year based on project schedule.
DMIL	Glen Burnie and Frederick projects delayed	-8.6	Defer funding one year based on project schedules.
MDA	Maryland Agricultural Cost Share Program	-8.0	Program has sufficient unencumbered funds to make grants in fiscal 2026.
UMBC	Sherman Hall Renovation	-7.0	Sufficient funds authorized.
BCCC	Learning Commons Renovation and Addition	-6.5	Deferred one year based on project schedule.

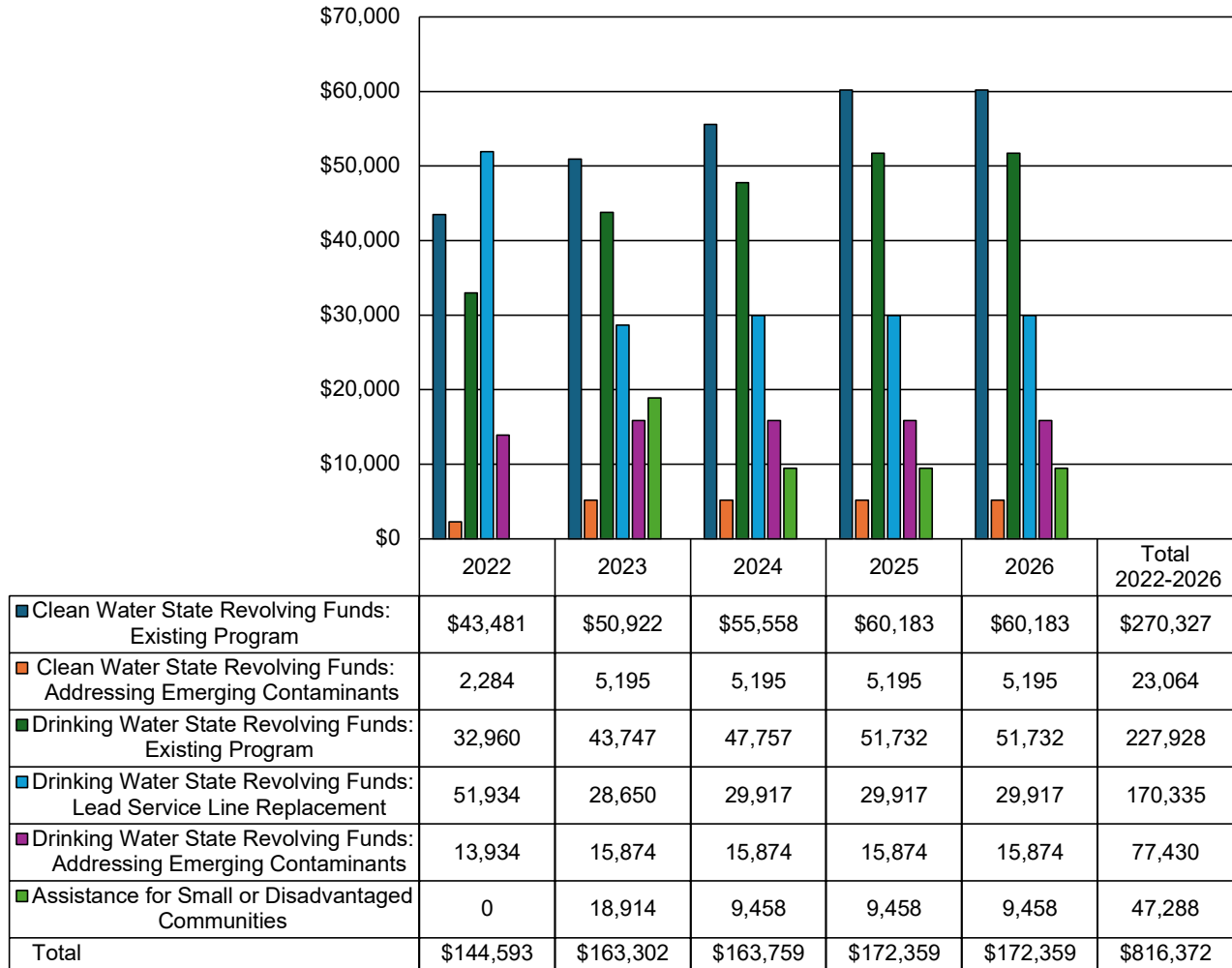
<u>Agency</u>	<u>Project/Program</u>	<u>Over/Under CIP SF</u>	<u>Notes</u>
IAC	Public School Construction and Supplemental Grant Program	\$52.2	Includes \$42 million from PGC for P3 Built to Learn and \$9.1 million of Fiscal Responsibility funds for Public School Construction.
DHCD	Homeownership Programs	10.0	Additional \$10 million SF replaces \$10 million of GO bonds funds.
BCCC	Deferred Maintenance Program	9.0	Planned \$4 million of GO bonds replaced with \$9 million SF from BCCC fund balance.
DNR	Program Open Space	-49.0	Reduced estimate of Transfer Tax revenue distribution to programs – less revenue and impact of fiscal 2022 underattainment.
MDA	Maryland Agricultural Land Preservation Program	-12.3	Reduced estimate of Transfer Tax revenue distribution – less revenue and impact of fiscal 2022 underattainment.

<u>Agency</u>	<u>Project/Program</u>	<u>Over/Under CIP FF</u>	<u>Notes</u>
DVMF	New State Veterans Home	-\$47.9	Project did not not receive federal award under the USDVA State Veterans Home Construction Program.
DMIL	Glen Burnie and Frederick Projects Delayed	-8.7	Defer funding one year based on project schedules.
MDE	Water Quality and Drinking Water Revolving Loan Programs	-5.0	

**Appendix 6**  
**Capital Budget – Status of 2024 Session Legislative Preauthorizations for Fiscal 2026**  
(\$ in Millions)

<u>Agency</u>	<u>Project Title</u>	<u>Preauthorization Amount</u>	<u>2026 Funded Amount</u>	<u>Difference</u>
BSU	New Academic Commons and Library	\$5.99	\$2.23	-\$3.76
UMBC	New Student Services Building	5.90	0.00	-5.90
MISC	Shady Grove Medical Center	3.00	0.00	-3.00
MISC	Baltimore Symphony Orchestra	2.50	0.00	-2.50
MISC	Principio Rail Spur	1.50	0.00	-1.50
MISC	Westport Capital Development – Kloman Street Relocation	2.00	1.00	-1.00
MISC	Olney Boys and Girls Club – Performance Sports Center	1.00	0.00	-1.00
MISC	Don Bosco Cristo Rey High School	1.00	0.00	-1.00
MISC	Franklin Square Hospital	1.00	0.00	-1.00
MISC	Westminster Fiber Network Construction Project	1.00	0.00	-1.00
MISC	Wolfsville Volunteer Fire Department	0.50	0.00	-0.50
MISC	Frederick Youth Center	0.16	0.00	-0.16
MISC	Luminis Health Doctors Community Medical Center – New Obstetrical Care Tower	10.00	10.00	0.00
MISC	Inner Harbor Promenade	8.00	8.00	0.00
MISC	Viva White Oak	6.00	6.00	0.00
MISC	Pikesville Armory	5.00	5.00	0.00
MISC	Rosecroft Raceway Economic Revitalization	3.10	3.10	0.00
MISC	B & O Railroad Museum	3.00	3.00	0.00
MISC	Maryland Center for History and Culture – Enoch Pratt House and Collections Storage Renovation	2.50	2.50	0.00
MISC	Bowie Mill Bike Trail	2.10	2.10	0.00
MISC	Southern Streams Health and Wellness Center	2.10	2.10	0.00
MISC	Catholic Charities – Intergenerational Center	2.00	2.00	0.00
MISC	White’s Ferry Project	1.50	1.50	0.00
MISC	MedStar Southern Maryland Hospital	3.00	10.00	7.00
<b>Total</b>		<b>\$73.85</b>	<b>\$58.53</b>	<b>-\$15.32</b>

**Appendix 7**  
**Infrastructure Investment and Jobs Act Funding**  
**Maryland Department of the Environment Capital Programs**  
**Federal Fiscal 2022-2026**  
**(\$ in Millions)**



Source: Federal Funds Information for States

**Appendix 8**  
**Capital Program Summary for the 2025 Session as Introduced**

<b>Function</b>	<b>Bonds</b>		<b>Current Funds (PAYGO)</b>			<b>Total</b>
	<b>GO</b>	<b>Revenue</b>	<b>General</b>	<b>Special</b>	<b>Federal</b>	
<b>State Facilities</b>						<b>\$123.7</b>
Facilities Renewal	\$54.7	\$0.0	\$0.0	\$0.0	\$0.0	
State Facilities Other	68.0	0.0	0.8	0.0	0.2	
<b>Health/Social</b>						<b>\$101.0</b>
Health Other	\$11.5	\$0.0	\$0.0	\$0.0	\$0.0	
Health State Facilities	14.6	0.0	0.0	0.0	0.0	
Private Hospitals	74.9	0.0	0.0	0.0	0.0	
<b>Environment</b>						<b>\$565.3</b>
Agriculture	\$0.0	\$0.0	\$0.0	\$33.6	\$0.0	
Environment	40.4	0.0	0.6	196.7	174.6	
Environmental Services	2.6	0.0	0.0	5.6	0.0	
Natural Resources	9.0	0.0	0.0	95.6	6.5	
<b>Public Safety</b>						<b>\$124.4</b>
State Corrections	\$111.4	\$0.0	\$0.0	\$0.0	\$0.0	
State Police	12.9	0.0	0.0	0.0	0.0	
<b>Education</b>						<b>\$844.4</b>
Education Other	\$19.7	\$0.0	\$0.0	\$0.0	\$0.0	
School Construction	444.4	302.2	0.0	78.1	0.0	
<b>Higher Education</b>						<b>\$474.3</b>
Community Colleges	\$72.2	\$0.0	\$0.0	\$9.0	\$0.0	
MSU	104.2	0.0	0.0	0.0	0.0	
Private Colleges/Universities	8.0	0.0	0.0	0.0	0.0	
University System	250.8	30.0	0.0	0.0	0.0	
<b>Housing and Community Development</b>						<b>\$403.8</b>
Housing	\$250.0	\$0.0	\$0.0	\$97.1	\$42.2	
Housing Other	9.4	0.0	5.0	0.2	0.0	
<b>Local Projects</b>						<b>\$232.2</b>
Local Project Administration	\$147.7	\$0.0	\$34.5	\$0.0	\$0.0	
Local Project Legislative	50.0	0.0	0.0	0.0	0.0	
<b>Transportation</b>						<b>\$198.5</b>
Port	\$31.5	\$0.0	\$0.0	\$0.0	\$0.0	
Transit	167.0	0.0	0.0	0.0	0.0	
<b>Current Year Total (Excluding MDOT)</b>	<b>\$1,955.0</b>	<b>\$332.2</b>	<b>\$40.9</b>	<b>\$516.0</b>	<b>\$223.5</b>	<b>3,067.6</b>
<b>Transportation CTP</b>	<b>\$0.0</b>	<b>\$245.0</b>	<b>\$0.0</b>	<b>\$1,235.5</b>	<b>\$1,303.0</b>	<b>\$2,783.5</b>
<b>Total Current Year (Including MDOT)</b>	<b>\$1,955.0</b>	<b>\$577.2</b>	<b>\$40.9</b>	<b>\$1,751.4</b>	<b>\$1,526.6</b>	<b>\$5,851.0</b>
<b>Deauthorizations</b>	<b>-\$64.83</b>	<b>\$0.00</b>	<b>\$0.00</b>	<b>\$0.00</b>	<b>\$0.00</b>	<b>-\$64.8</b>
<b>Total Current Year Less Deauthorizations</b>	<b>\$1,890.1</b>	<b>\$577.2</b>	<b>\$40.9</b>	<b>\$1,751.4</b>	<b>\$1,526.6</b>	<b>\$5,786.2</b>
<b>Fiscal 2025 Deficiencies</b>	<b>\$0.0</b>	<b>\$0.0</b>	<b>\$34.8</b>	<b>\$3.0</b>	<b>\$3.5</b>	<b>\$41.3</b>
<b>Grand Total</b>	<b>\$1,955.0</b>	<b>\$577.2</b>	<b>\$75.6</b>	<b>\$1,754.4</b>	<b>\$1,530.1</b>	<b>\$5,892.3</b>

**Appendix 9**  
**Top Funded Programs and Projects – All Funds**  
**Fiscal 2026**  
**(\$ in Millions)**

<u>Project Title</u>	<u>GO Bond</u>	<u>Revenue</u>	<u>General</u>	<u>Special</u>	<u>Federal</u>	<u>Total Funds</u>
IAC: Built To Learn Fund	\$0.0	\$302.2	\$0.0	\$69.0	\$0.0	\$371.2
IAC: Public School Construction Program	290.9	0.0	0.0	9.1	0.0	300.0
MDE: Maryland Water Quality Revolving Loan Fund	15.0	0.0	0.0	110.7	77.6	203.3
MDOT: Washington Metropolitan Transit Authority Upgrades	167.0	0.0	0.0	0.0	0.0	167.0
MDE: Maryland Drinking Water Revolving Loan Fund	11.5	0.0	0.0	21.0	97.0	129.5
DHCD: Rental Housing Programs	85.0	0.0	0.0	19.5	9.0	113.5
DPSCS: Baltimore Therapeutic Treatment Center	91.9	0.0	0.0	0.0	0.0	91.9
IAC: Healthy School Facility Fund	90.0	0.0	0.0	0.0	0.0	90.0
TU: Smith Hall Renovation and Reconstruction	71.1	0.0	0.0	0.0	0.0	71.1
MSU: New Science Center, Phase II	69.6	0.0	0.0	0.0	0.0	69.6
MHEC: Community College Construction Grant Program	60.2	0.0	0.0	0.0	0.0	60.2
DHCD: Strategic Demolition Fund	60.0	0.0	0.0	0.0	0.0	60.0
UMCP: New Interdisciplinary Engineering Building – Zupnik Hall	58.7	0.0	0.0	0.0	0.0	58.7
DHCD: Housing and Building Energy Programs	0.0	0.0	0.0	56.5	0.0	56.5
IAC: Supplemental Capital Grant Program for Local School Systems	53.9	0.0	0.0	0.0	0.0	53.9
BPW: Facilities Renewal Fund	53.2	0.0	0.0	0.0	0.0	53.2
BPW: New Supreme Court of Maryland Building	51.1	0.0	0.0	0.0	0.0	51.1
MDE: Bay Restoration Fund Wastewater Program	0.0	0.0	0.0	50.0	0.0	50.0
UMB: New School of Social Work Building	42.9	0.0	0.0	0.0	0.0	42.9
MISC: Inner Harbor Promenade	38.0	0.0	0.0	0.0	0.0	38.0
SU: Blackwell Hall Renovation	35.0	0.0	0.0	0.0	0.0	35.0
MDA: Agricultural Land Preservation Program	0.0	0.0	0.0	33.6	0.0	33.6
UMMS: Comprehensive Cancer Center	32.0	0.0	0.0	0.0	0.0	32.0
MDOT: Howard Street Tunnel	31.5	0.0	0.0	0.0	0.0	31.5
USMO: Capital Facilities Renewal	0.0	30.0	0.0	0.0	0.0	30.0
DHCD: Neighborhood Business Development Program	10.0	0.0	0.0	2.2	16.1	28.4
DHCD: Baltimore Regional Neighborhood Initiative	27.0	0.0	0.0	0.0	0.0	27.0
DNR: Waterway Improvement Fund	0.0	0.0	0.0	24.0	1.5	25.5
DNR: Program Open Space – Local	0.0	0.0	0.0	25.5	0.0	25.5
Local Senate Initiatives	25.0	0.0	0.0	0.0	0.0	25.0
Local House Initiatives	25.0	0.0	0.0	0.0	0.0	25.0
DHCD: Homeownership Programs	8.0	0.0	0.0	14.5	0.0	22.5
UMBC: Sherman Hall Renovation	21.2	0.0	0.0	0.0	0.0	21.2
UMMS: University of Maryland Shore Regional Health – New Easton Regional Medical Center	20.0	0.0	0.0	0.0	0.0	20.0
MDE: Bay Restoration Fund Septic System Upgrade Program	0.0	0.0	0.0	15.0	0.0	15.0
MSU: Campuswide Electric Infrastructure Upgrades	15.0	0.0	0.0	0.0	0.0	15.0
DNR: Program Open Space – State	0.0	0.0	0.0	10.0	5.0	15.0
DGS: Tradepoint Atlantic Container Terminal	0.0	0.0	15.0	0.0	0.0	15.0
DoIT: Maryland FiRST	14.9	0.0	0.0	0.0	0.0	14.9
DNR: Rural Legacy Program	0.0	0.0	0.0	14.4	0.0	14.4
MDE: Comprehensive Flood Management Grant Program	13.9	0.0	0.0	0.0	0.0	13.9
DHCD: Special Loan Programs	4.0	0.0	0.0	4.4	5.0	13.4
MSU: Deferred Maintenance and Site Improvements	13.4	0.0	0.0	0.0	0.0	13.4
MDH: Clifton T. Perkins Hospital Center Infrastructure Improvement	12.5	0.0	0.0	0.0	0.0	12.5
MSD: New Student Residences	12.2	0.0	0.0	0.0	0.0	12.2



<b><u>Project Title</u></b>	<b><u>GO Bond</u></b>	<b><u>Revenue</u></b>	<b><u>General</u></b>	<b><u>Special</u></b>	<b><u>Federal</u></b>	<b><u>Total Funds</u></b>
DHCD: National Capital Strategic Economic Development Fund	12.0	0.0	0.0	0.0	0.0	12.0
DHCD: Community Development Block Grant Program	0.0	0.0	0.0	0.0	12.0	12.0
DGS: IonQ Headquarters	0.0	0.0	10.0	0.0	0.0	10.0
MISC: Luminis Health Doctors Community Medical Center – New Obstetrical Care Tower	10.0	0.0	0.0	0.0	0.0	10.0
DHCD: Appraisal Gap Program – UPLIFT	10.0	0.0	0.0	0.0	0.0	10.0
DHCD: Seed Community Development Anchor Institution Fund	10.0	0.0	0.0	0.0	0.0	10.0
MISC: MedStar Southern Maryland Hospital – Infrastructure Improvements	10.0	0.0	0.0	0.0	0.0	10.0
<b><i>Subtotal – Top Funded Projects/Programs</i></b>	<b><i>\$1,682.6</i></b>	<b><i>\$332.2</i></b>	<b><i>\$25.0</i></b>	<b><i>\$479.5</i></b>	<b><i>\$223.3</i></b>	<b><i>\$2,742.6</i></b>
<b><i>Subtotal – Other Funded Projects/Programs</i></b>	<b><i>\$272.4</i></b>	<b><i>\$0.0</i></b>	<b><i>\$15.9</i></b>	<b><i>\$36.5</i></b>	<b><i>\$0.2</i></b>	<b><i>\$324.9</i></b>
<b>Fiscal 2026 Capital Program (Excluding MDOT)</b>	<b>\$1,955.0</b>	<b>\$332.2</b>	<b>\$40.9</b>	<b>\$516.0</b>	<b>\$223.5</b>	<b>\$3,067.6</b>
<b>Transportation CTP</b>	<b>\$0.0</b>	<b>\$245.0</b>	<b>\$0.0</b>	<b>\$1,235.5</b>	<b>\$1,303.0</b>	<b>\$2,783.5</b>
<b>Fiscal 2026 Capital Program (Including MDOT)</b>	<b>\$1,955.0</b>	<b>\$577.2</b>	<b>\$40.9</b>	<b>\$1,751.4</b>	<b>\$1,526.6</b>	<b>\$5,851.0</b>
<b>Deauthorizations as Introduced</b>	<b>-\$64.8</b>	<b>\$0.0</b>	<b>\$0.0</b>	<b>\$0.0</b>	<b>\$0.0</b>	<b>-\$64.8</b>
<b>Fiscal 2026 Less Deauthorizations</b>	<b>\$1,890.1</b>	<b>\$577.2</b>	<b>\$40.9</b>	<b>\$1,751.4</b>	<b>\$1,526.6</b>	<b>\$5,786.2</b>
<b>Prior Year Deficiencies</b>	<b>\$0.0</b>	<b>\$0.0</b>	<b>\$34.8</b>	<b>\$3.0</b>	<b>\$3.5</b>	<b>\$41.3</b>
<b>Total 2025 Session Capital Program</b>	<b>\$1,955.0</b>	<b>\$577.2</b>	<b>\$75.6</b>	<b>\$1,754.4</b>	<b>\$1,530.1</b>	<b>\$5,892.3</b>

**Appendix 10**  
**Capital Program for the 2025 Session as Introduced**

<u>Budget Code</u>	<u>Project Title</u>	<u>Bonds</u>		<u>Current Funds (PAYGO)</u>			<u>Total Funds</u>
		<u>General Obligation<sup>1</sup></u>	<u>Revenue</u>	<u>General</u>	<u>Special<sup>2</sup></u>	<u>Federal</u>	
<b>State Facilities</b>							
DA0201A	MDOD: Access Maryland	\$1,027,000	\$0	\$0	\$0	\$0	\$1,027,000
DE0201A	BPW: Facilities Renewal Fund	53,210,000	0	0	0	0	53,210,000
DE0201B	BPW: Fuel Storage Tank System Replacement Program	1,500,000	0	0	0	0	1,500,000
DE0201D	BPW: Revolutionary War Memorial for Black Soldiers	500,000	0	0	0	0	500,000
DE0211C	BPW: New Supreme Court of Maryland Building	51,117,000	0	0	0	0	51,117,000
DH0104A	DMIL: Glen Burnie Readiness Center Renovation and Expansion	176,000	0	0	0	227,000	403,000
DH0104B	DMIL: White Oak Readiness Center Renovation and Expansion	152,000	0	0	0	0	152,000
DP0002A	DVMF: Crownsville Veterans Cemetery Expansion and Improvements – Phase IV	113,000	0	0	0	0	113,000
FB04A	DoIT: Maryland FIRST	14,909,000	0	0	0	0	14,909,000
H0102A	DGS: Baltimore State Center Demolition	0	0	750,000	0	0	750,000
<b>Subtotal</b>		<b>\$122,704,000</b>	<b>\$0</b>	<b>\$750,000</b>	<b>\$0</b>	<b>\$227,000</b>	<b>\$123,681,000</b>
<b>Health/Social</b>							
MA01A	MDH: Community Health Facilities Grant Program	\$8,000,000	\$0	\$0	\$0	\$0	\$8,000,000
MA01B	MDH: Federally Qualified Health Centers Grant Program	3,500,000	0	0	0	0	3,500,000
MA01C	MDH: New Facility for Children and High-Intensity Residential Treatment Center	942,000	0	0	0	0	942,000
ML10A	MDH: Clifton T. Perkins Hospital Center Infrastructure Improvement	12,500,000	0	0	0	0	12,500,000

Bonds	Current Funds (PAYGO)
-------	-----------------------

<u>Budget Code</u>	<u>Project Title</u>	<u>General Obligation<sup>1</sup></u>	<u>Revenue</u>	<u>General</u>	<u>Special<sup>2</sup></u>	<u>Federal</u>	<u>Total Funds</u>
RQ00A	UMMS: Comprehensive Cancer Center	32,000,000	0	0	0	0	32,000,000
RQ00B	UMMS: R Adams Cowley Shock Trauma Center – Phase III	250,000	0	0	0	0	250,000
RQ00C	UMMS: University of Maryland Shore Regional Health – New Easton Regional Medical Center	20,000,000	0	0	0	0	20,000,000
VE01A	DJS: Maryland Youth Residence Center Renovation and Expansion	1,150,000	0	0	0	0	1,150,000
ZA01A	MHA: Atlantic General Hospital	79,000	0	0	0	0	79,000
ZA01B	MHA: Brook Lane Health Services	2,979,000	0	0	0	0	2,979,000
ZA01C	MHA: CalvertHealth Medical Center	3,972,000	0	0	0	0	3,972,000
ZA01D	MHA: Carroll Hospital Center	887,000	0	0	0	0	887,000
ZA01E	MHA: Frederick Health Hospital	100,000	0	0	0	0	100,000
ZA01F	MHA: Greater Baltimore Medical Center	1,280,000	0	0	0	0	1,280,000
ZA01G	MHA: Howard County General Hospital	733,000	0	0	0	0	733,000
ZA01H	MHA: Kennedy Krieger Children’s Hospital	4,000,000	0	0	0	0	4,000,000
ZA01I	MHA: MedStar Southern Maryland Hospital Center	100,000	0	0	0	0	100,000
ZA01J	MHA: Mercy Medical Center	1,931,000	0	0	0	0	1,931,000
ZA01K	MHA: Montgomery General Hospital	100,000	0	0	0	0	100,000
ZA01L	MHA: Northwest Hospital Center	90,000	0	0	0	0	90,000
ZA01M	MHA: St. Agnes Healthcare	1,986,000	0	0	0	0	1,986,000
ZA01N	MHA: Sheppard Pratt Health System – Adolescent Neuropsychiatric Unit	185,000	0	0	0	0	185,000
ZA01O	MHA: Sheppard Pratt Health System – Adult Neuropsychiatric Unit	79,000	0	0	0	0	79,000
ZA01P	MHA: Sheppard Pratt Health System – Day Hospitals	97,000	0	0	0	0	97,000
ZA01Q	MHA: Sinai Hospital of Baltimore	393,000	0	0	0	0	393,000
ZA01R	MHA: The Children’s Inn at the National Institutes of Health	208,000	0	0	0	0	208,000

40

Budget Code	Project Title	Bonds		Current Funds (PAYGO)			Total Funds
		General Obligation <sup>1</sup>	Revenue	General	Special <sup>2</sup>	Federal	
ZA01S	MHA: The Johns Hopkins Hospital	172,000	0	0	0	0	172,000
ZA01T	MHA: TidalHealth Peninsula Regional	2,226,000	0	0	0	0	2,226,000
ZA01U	MHA: University of Maryland Baltimore Washington Medical Center	106,000	0	0	0	0	106,000
ZA01V	MHA: University of Maryland Upper Chesapeake Medical Center	973,000	0	0	0	0	973,000
<b>Subtotal</b>		<b>\$101,018,000</b>	<b>\$0</b>	<b>\$0</b>	<b>\$0</b>	<b>\$0</b>	<b>\$101,018,000</b>
<b>Environment</b>							
KA05A	DNR: Community Parks and Playgrounds	\$5,000,000	\$0	\$0	\$0	\$0	\$5,000,000
KA05E110	DNR: Program Open Space – Local	0	0	0	25,472,393	0	25,472,393
KA05E111	DNR: Program Open Space – State	0	0	0	10,000,000	5,000,000	15,000,000
KA05E114	DNR: Greenspace Equity Program	0	0	0	7,000,000	0	7,000,000
KA05E122	DNR: Rural Legacy Program	0	0	0	14,383,552	0	14,383,552
KA05E137	DNR: Natural Resources Development Fund	0	0	0	4,790,631	0	4,790,631
KA05E14	DNR: Ocean City Beach Replacement and Hurricane Protection Program	0	0	0	2,000,000	0	2,000,000
KA05E149	DNR: Program Open Space – Public Access Program	0	0	0	7,935,650	0	7,935,650
KA1401	DNR: Waterway Improvement Fund	0	0	0	24,000,000	1,500,000	25,500,000
KA1701A	DNR: Oyster Restoration Program	4,032,000	0	0	0	0	4,032,000
LA1111	MDA: Agricultural Land Preservation Program	0	0	0	33,649,766	0	33,649,766
UA0104	MDE: Hazardous Substance Cleanup Program	0	0	625,000	0	0	625,000
UA0111	MDE: Bay Restoration Fund Wastewater Program	0	0	0	50,000,000	0	50,000,000
UA0112	MDE: Bay Restoration Fund Septic System Upgrade Program	0	0	0	15,000,000	0	15,000,000
UA01A	MDE: Comprehensive Flood Management Grant Program	13,867,000	0	0	0	0	13,867,000

<u>Budget Code</u>	<u>Project Title</u>	<u>Bonds</u>		<u>Current Funds (PAYGO)</u>			<u>Total Funds</u>
		<u>General Obligation<sup>1</sup></u>	<u>Revenue</u>	<u>General</u>	<u>Special<sup>2</sup></u>	<u>Federal</u>	
UA01B	MDE: Maryland Drinking Water Revolving Loan Fund	11,488,000	0	0	20,998,000	97,048,000	129,534,000
UA01C	MDE: Maryland Water Quality Revolving Loan Fund	15,029,000	0	0	110,713,000	77,597,000	203,339,000
UB00A	MES: State Water and Sewer Infrastructure Improvement Fund	2,598,000	0	0	5,585,000	0	8,183,000 <sup>3</sup>
<b>Subtotal</b>		<b>\$52,014,000</b>	<b>\$0</b>	<b>\$625,000</b>	<b>\$331,527,992</b>	<b>\$181,145,000</b>	<b>\$565,311,992</b>
<b>Public Safety</b>							
QR0203A	DPSCS: RCI Perimeter Fence System Replacement	\$9,370,000	\$0	\$0	\$0	\$0	\$9,370,000
QS0201A	DPSCS: Jessup Region Electrical Infrastructure Upgrade	4,352,000	0	0	0	0	4,352,000
QS0208A	DPSCS: ECI High Temperature Distribution and Perimeter Security Improvements	5,868,000	0	0	0	0	5,868,000
QT04A	DPSCS: Baltimore Therapeutic Treatment Center	91,857,000	0	0	0	0	91,857,000
WA01A	DSP: Barrack A – Waterloo: New Barrack, Garage, and Historic Barrack Renovation	523,000	0	0	0	0	523,000
WA01B	DSP: Barrack J – Annapolis: Communications Room and New Garage	5,042,000	0	0	0	0	5,042,000
WA01C	DSP: Barrack L – Forestville: New Barrack and Garage	7,376,000	0	0	0	0	7,376,000
<b>Subtotal</b>		<b>\$124,388,000</b>	<b>\$0</b>	<b>\$0</b>	<b>\$0</b>	<b>\$0</b>	<b>\$124,388,000</b>
<b>Education</b>							
D25E0302	IAC: Built To Learn Fund	\$0	\$302,225,000	\$0	\$69,000,000	\$0	\$371,225,000 <sup>4</sup>
D25E03A	IAC: Aging Schools Program	6,109,000	0	0	0	0	6,109,000
D25E03B	IAC: Healthy School Facility Fund	90,000,000	0	0	0	0	90,000,000
D25E03C	IAC: Public School Construction Program	290,857,000	0	0	9,143,411	0	300,000,411 <sup>5</sup>

<u>Budget Code</u>	<u>Project Title</u>	<u>Bonds</u>		<u>Current Funds (PAYGO)</u>			<u>Total Funds</u>
		<u>General Obligation<sup>1</sup></u>	<u>Revenue</u>	<u>General</u>	<u>Special<sup>2</sup></u>	<u>Federal</u>	
D25E03D	IAC: Senator James E. "Ed" DeGrange Nonpublic Aging Schools Program	3,500,000	0	0	0	0	3,500,000
D25E03E	IAC: Supplemental Capital Grant Program for Local School Systems	53,891,000	0	0	0	0	53,891,000
RA11A	MSLA: Public Library Capital Grant Program	7,500,000	0	0	0	0	7,500,000
RE01A	MSD: New Student Residences	12,193,000	0	0	0	0	12,193,000
<b>Subtotal</b>		<b>\$464,050,000</b>	<b>\$302,225,000</b>	<b>\$0</b>	<b>\$78,143,411</b>	<b>\$0</b>	<b>\$844,418,411</b>
<b>Higher Education</b>							
RB21A	UMB: New School of Social Work Building	\$42,924,000	\$0	\$0	\$0	\$0	\$42,924,000
RB22A	UMCP: Campuswide Building Systems and Infrastructure Improvements	7,500,000	0	0	0	0	7,500,000
RB22B	UMCP: Graduate Student Housing Site Development	5,000,000	0	0	0	0	5,000,000
RB22C	UMCP: New Interdisciplinary Engineering Building – Zupnik Hall	58,700,000	0	0	0	0	58,700,000
RB23A	BSU: New Thurgood Marshall Library and Academic Commons	2,230,000	0	0	0	0	2,230,000
RB24A	TU: Smith Hall Renovation and Reconstruction	71,102,000	0	0	0	0	71,102,000
RB29A	SU: Blackwell Hall Renovation	35,011,000	0	0	0	0	35,011,000
RB31A	UMBC: Sherman Hall Renovation	21,211,000	0	0	0	0	21,211,000
RB36A	USMO: Rita Colwell Center Deferred Maintenance	7,100,000	0	0	0	0	7,100,000
RB36RB	USMO: Capital Facilities Renewal	0	30,000,000	0	0	0	30,000,000
RC00A	BCCC: Acquisition of Unidentified Properties	9,000,000	0	0	0	0	9,000,000
RC00B	BCCC: Deferred Maintenance	0	0	0	9,000,000	0	9,000,000 <sup>6</sup>
RI00A	MHEC: Community College Construction Grant Program	60,229,000	0	0	0	0	60,229,000
RI00B	MHEC: Community College Facilities Renewal Grant Program	3,011,000	0	0	0	0	3,011,000

Budget Code	Project Title	Bonds		Current Funds (PAYGO)			Total Funds
		General Obligation <sup>1</sup>	Revenue	General	Special <sup>2</sup>	Federal	
RM00A	MSU: Campus Expansion, Phase I – Lake Clifton High School Demolition	6,256,000	0	0	0	0	6,256,000
RM00B	MSU: Campuswide Electric Infrastructure Upgrades	15,000,000	0	0	0	0	15,000,000
RM00C	MSU: Deferred Maintenance and Site Improvements	13,400,000	0	0	0	0	13,400,000
RM00D	MSU: New Science Center Phase II	69,580,000	0	0	0	0	69,580,000
ZA00T	MICUA: Hood College	2,480,000	0	0	0	0	2,480,000
ZA00U	MICUA: McDaniel College	2,160,000	0	0	0	0	2,160,000
ZA00V	MICUA: Stevenson University	3,360,000	0	0	0	0	3,360,000
<b>Subtotal</b>		<b>\$435,254,000</b>	<b>\$30,000,000</b>	<b>\$0</b>	<b>\$9,000,000</b>	<b>\$0</b>	<b>\$474,254,000</b>
<b>Housing and Community Development</b>							
D40W0111	MDP: Historic Preservation Loan Fund	\$0	\$0	\$0	\$150,000	\$0	\$150,000
DB01A	HSMCC: Visitor Center Conversion for Education and Artisan Centers	381,000	0	0	0	0	381,000
DW0110A	MDP: African American Heritage Preservation Grant Program	5,000,000	0	0	0	0	5,000,000
DW0110B	MDP: Historic Preservation Grant Fund	1,000,000	0	0	0	0	1,000,000
H0103A	DGS: MEDCO Cannabis Incubator Space	0	0	5,000,000	0	0	5,000,000
SA242350	DHCD: Community Development Block Grant Program	0	0	0	0	12,000,000	12,000,000
SA24A	DHCD: Baltimore Regional Neighborhood Initiative	27,000,000	0	0	0	0	27,000,000
SA24B	DHCD: Business Facade Improvement Program	5,000,000	0	0	0	0	5,000,000
SA24C	DHCD: Community Legacy Program	8,000,000	0	0	0	0	8,000,000
SA24D	DHCD: National Capital Strategic Economic Development Fund	12,000,000	0	0	0	0	12,000,000
SA24E	DHCD: Neighborhood Business Development Program	10,000,000	0	0	2,244,000	16,114,000	28,358,000
SA24F	DHCD: Seed Community Development Anchor Institution Fund	10,000,000	0	0	0	0	10,000,000

Bonds	Current Funds (PAYGO)		
-------	-----------------------	--	--

Budget Code	Project Title	General Obligation <sup>1</sup>	Revenue	General	Special <sup>2</sup>	Federal	Total Funds
SA24G	DHCD: Strategic Demolition Fund	60,000,000	0	0	0	0	60,000,000 <sup>7</sup>
SA2515	DHCD: Housing and Building Energy Programs	0	0	0	56,500,000	0	56,500,000
SA25A	DHCD: Appraisal Gap Program – UPLIFT	10,000,000	0	0	0	0	10,000,000
SA25B	DHCD: Homeownership Programs	8,000,000	0	0	14,500,000	0	22,500,000
SA25C	DHCD: Partnership Rental Housing Program	8,000,000	0	0	0	0	8,000,000
SA25D	DHCD: Rental Housing Programs	85,000,000	0	0	19,500,000	9,000,000	113,500,000
SA25E	DHCD: Shelter and Transitional Housing Facilities Grant Program	3,000,000	0	0	0	0	3,000,000
SA25F	DHCD: Special Loan Programs	4,000,000	0	0	4,400,000	5,040,000	13,440,000
TG00A	Commerce: Maryland Arts Capital Grant Program	3,000,000	0	0	0	0	3,000,000

**Subtotal** **\$259,381,000**      **\$0**      **\$5,000,000**      **\$97,294,000**      **\$42,154,000**      **\$403,829,000**

**Local Projects**

H0101A	DGS: Tradepoint Atlantic Container Terminal	\$0	\$0	\$15,000,000	\$0	\$0	\$15,000,000
H0101B	DGS: IonQ Headquarters	0	0	10,000,000	0	0	10,000,000
YA0201A	DGS: New Downtown Frederick Hotel and Conference Center	0	0	7,500,000	0	0	7,500,000
YA0201B	DGS: Johns Hopkins University Whiting School of Engineering	0	0	2,000,000	0	0	2,000,000
ZA00A	MISC: Adventist Health – New Fort Washington Facility	2,500,000	0	0	0	0	2,500,000
ZA00B	MISC: Annapolis City Dock	8,800,000	0	0	0	0	8,800,000
ZA00C	MISC: B & O Railroad Museum	3,000,000	0	0	0	0	3,000,000
ZA00D	MISC: Baltimore County – 911 Call Center	2,000,000	0	0	0	0	2,000,000
ZA00E	MISC: Baltimore Museum of Art – Fire Suppression and Capital Improvements	1,500,000	0	0	0	0	1,500,000
ZA00F	MISC: Bowie Mill Bike Trail	2,100,000	0	0	0	0	2,100,000



<b>Budget Code</b>	<b>Project Title</b>	<b>Bonds</b>		<b>Current Funds (PAYGO)</b>			<b>Total Funds</b>
		<b>General Obligation<sup>1</sup></b>	<b>Revenue</b>	<b>General</b>	<b>Special<sup>2</sup></b>	<b>Federal</b>	
ZA00G	MISC: Bowie Race Course Training Center Property and Rosecroft Raceway	6,200,000	0	0	0	0	6,200,000
ZA00H	MISC: Catholic Charities – Intergenerational Center	2,000,000	0	0	0	0	2,000,000
ZA00I	MISC: Center for Urban Families – North Monroe Street Capital Improvements	1,000,000	0	0	0	0	1,000,000
ZA00J	MISC: Downtown Partnership of Baltimore – Strategic Operations Center	5,000,000	0	0	0	0	5,000,000
ZA00K	MISC: Glen Echo Park Spanish Ballroom Renovation	1,500,000	0	0	0	0	1,500,000
ZA00L	MISC: Greater Baden Medical Services – Ritchie Station Health Center	2,900,000	0	0	0	0	2,900,000
ZA00M	MISC: Historic Annapolis Restoration	3,900,000	0	0	0	0	3,900,000
ZA00N	MISC: Howard County – New Cultural Center	2,000,000	0	0	0	0	2,000,000
ZA00O	MISC: Inner Harbor Promenade	38,000,000	0	0	0	0	38,000,000
ZA00P	MISC: Johns Hopkins Bayview Medical Center – Burton Pavilion Renovation	8,000,000	0	0	0	0	8,000,000
ZA00Q	MISC: Kennedy Krieger Hospital – Innovative Care Center	4,000,000	0	0	0	0	4,000,000
ZA00R	MISC: Luminis Health Doctors Community Medical Center – New Obstetrical Care Tower	10,000,000	0	0	0	0	10,000,000
ZA00S	MISC: Maryland Center for History and Culture – Enoch Pratt House	2,500,000	0	0	0	0	2,500,000
ZA00W	MISC: Maryland Zoo in Baltimore – Infrastructure and Habitat Improvements	4,750,000	0	0	0	0	4,750,000
ZA00X	MISC: MedStar Southern Maryland Hospital – Infrastructure Improvements	10,000,000	0	0	0	0	10,000,000
ZA00Y	MISC: Morton Street Dance Center Renovation and Expansion	300,000	0	0	0	0	300,000

Budget Code	Project Title	Bonds		Current Funds (PAYGO)			Total Funds
		General Obligation <sup>1</sup>	Revenue	General	Special <sup>2</sup>	Federal	
ZA00Z	MISC: National Aquarium in Baltimore – Infrastructure Improvements	1,000,000	0	0	0	0	1,000,000
ZA00AA	MISC: New Edgewater Community Center	2,000,000	0	0	0	0	2,000,000
ZA00AB	MISC: Pikesville Armory Foundation – Pikesville Armory Renovation	5,000,000	0	0	0	0	5,000,000
ZA00AC	MISC: Port Discovery Children’s Museum	2,500,000	0	0	0	0	2,500,000
ZA00AD	MISC: Rosecroft Raceway Economic Revitalization	3,100,000	0	0	0	0	3,100,000
ZA00AE	MISC: Salisbury Regional Airport – New Hangar	1,500,000	0	0	0	0	1,500,000
ZA00AF	MISC: Southern Streams Health and Wellness Center	2,100,000	0	0	0	0	2,100,000
ZA00AG	MISC: Viva White Oak	6,000,000	0	0	0	0	6,000,000
ZA00AH	MISC: Westport Capital Development – Kloman Street Relocation	1,000,000	0	0	0	0	1,000,000
ZA00AI	MISC: White’s Ferry Project	1,500,000	0	0	0	0	1,500,000
ZA02	Local House Initiatives	25,000,000	0	0	0	0	25,000,000
ZA03	Local Senate Initiatives	25,000,000	0	0	0	0	25,000,000
<b>Subtotal</b>		<b>\$197,650,000</b>	<b>\$0</b>	<b>\$34,500,000</b>	<b>\$0</b>	<b>\$0</b>	<b>\$232,150,000</b>
<b>Transportation</b>							
J00A01A	MDOT: Washington Metropolitan Transit Authority Upgrades	\$167,000,000	\$0	\$0	\$0	\$0	\$167,000,000
J00D00A	MDOT: Howard Street Tunnel	31,500,000	0	0	0	0	31,500,000
<b>Subtotal</b>		<b>\$198,500,000</b>	<b>\$0</b>	<b>\$0</b>	<b>\$0</b>	<b>\$0</b>	<b>\$198,500,000</b>
<b>Current Year Total (Excluding MDOT CTP)</b>		<b>\$1,954,959,000</b>	<b>\$332,225,000</b>	<b>\$40,875,000</b>	<b>\$515,965,403</b>	<b>\$223,526,000</b>	<b>\$3,067,550,403</b>
<b>Transportation CTP</b>		<b>\$0</b>	<b>\$245,000,000</b>	<b>\$0</b>	<b>\$1,235,455,679</b>	<b>\$1,303,033,547</b>	<b>\$2,783,489,226</b>

Budget Code	Project Title	Bonds		Current Funds (PAYGO)			Total Funds
		General Obligation <sup>1</sup>	Revenue	General	Special <sup>2</sup>	Federal	
<b>Current Year Total (Including MDOT CTP)</b>		<b>\$1,954,959,000</b>	<b>\$577,225,000</b>	<b>\$40,875,000</b>	<b>\$1,751,421,082</b>	<b>\$1,526,559,547</b>	<b>\$5,851,039,629</b>
<b>Deauthorizations as Introduced</b>		<b>-\$64,825,000</b>	<b>\$0</b>	<b>\$0</b>	<b>\$0</b>	<b>\$0</b>	<b>-\$64,825,000</b>
<b>Current Year Total – Less Deauthorizations</b>		<b>1,890,134,000</b>	<b>577,225,000</b>	<b>40,875,000</b>	<b>1,751,421,082</b>	<b>1,526,559,547</b>	<b>5,786,214,629</b>
<b>Fiscal 2025 Deficiencies</b>							
SA25B	DHCD: Homeownership Programs	\$0	\$0	\$0	\$500,000	\$1,000,000	\$1,500,000
SA2515	DHCD: Housing and Building Energy Programs	0	0	0	-2,500,000	2,500,000	0
J00D00A	MDOT: Howard Street Tunnel	0	0	3,998,349	0	0	3,998,349
H0103D8	UMMS: Comprehensive Cancer Treatment Center	0	0	0	5,000,000	0	5,000,000
H0103D7	DGS: Tradepoint Atlantic Container Terminal	0	0	15,000,000	0	0	15,000,000
H0103D6	DGS: MEDCO Cannabis Incubator	0	0	2,000,000	0	0	2,000,000
H0103D5	DGS: City of Baltimore Warner and Stockholm Streets Improvements	0	0	2,000,000	0	0	2,000,000
H0103D4	DGS: Harmers Arts Center Project	0	0	700,000	0	0	700,000
H0103D3	DGS: City of Baltimore Penn Station Redevelopment	0	0	1,000,000	0	0	1,000,000
H0103D2	DGS: Pearlstone Conference and Treatment Center	0	0	500,000	0	0	500,000
H0103D1	DGS: City of Baltimore Renovations to Swimming Pool Facilities	0	0	3,000,000	0	0	3,000,000
H0102D2	MDH: Demolish Decommissioned Buildings	0	0	1,300,000	0	0	1,300,000
H0102D1	DGS: Washington County District Court Renovation and Expansion	0	0	5,275,000	0	0	5,275,000
<b>Subtotal</b>		<b>\$0</b>	<b>\$0</b>	<b>\$34,773,349</b>	<b>\$3,000,000</b>	<b>\$3,500,000</b>	<b>\$41,273,349</b>

<b>Budget Code</b>	<b>Project Title</b>	<b>Bonds</b>		<b>Current Funds (PAYGO)</b>			
		<b>General Obligation<sup>1</sup></b>	<b>Revenue</b>	<b>General</b>	<b>Special<sup>2</sup></b>	<b>Federal</b>	<b>Total Funds</b>
<b>Grand Total</b>		<b>\$1,954,959,000</b>	<b>\$577,225,000</b>	<b>\$75,648,349</b>	<b>\$1,754,421,082</b>	<b>\$1,530,059,547</b>	<b>\$5,892,312,978</b>

Note: Grand total figures include \$64.8 million of additional GO bond authorizations to account for deauthorizations included in the capital bill as introduced, and \$140.1 million of bond premium proceeds. When adjusted for the deauthorizations and bond premiums, the level of new GO bond authorizations is \$1.750 billion, the same level recommended by SAC for the 2025 session.

<sup>1</sup> GO bond figures include \$140.1 million of bond premium proceeds comprised of \$50.0 million from the June 2024 bond sale and \$90.0 million of estimated premiums from from the planned June 2025 bond sale.

<sup>2</sup> Special funds include \$5.0 million of bond premiums from the June 2024 bond sale.

<sup>3</sup> Reflects the allocation of \$11,386,000 of Transfer Tax Revenue special funds from the DNR Natural Resources Development Fund to the MES State Water and Sewer Infrastructure Improvement fund for work at State Park facilities.

<sup>4</sup> Special funds reflect \$27 million of Education Trust Fund revenues for Prince George's County Public Private Partnership through Built To Learn and another \$42 million reflecting Prince Geroge's County contribution.

<sup>5</sup> Special funds include \$9.1 million from the Fiscal Responsibility Fund.

<sup>6</sup> Special funds include \$9.0 million contributed from the Baltimore City Community College fund balance.

<sup>7</sup> Figures do not include \$50.0 million of general funds for the Strategic Demolition Fund, which are contingently reduced in the BRFA of 2025. The program is fully funded at the mandated level using GO bond funds.

**Appendix 11**  
**Status of Fiscal 2026 Capital Mandates**  
(\$ in Thousands)

<u>Agency</u>	<u>Program</u>	<u>Mandate Amount</u>	<u>Funding Amount</u>	<u>Amount Over/Under Mandate</u>
Commerce	Maryland Arts Capital Grant Program	\$3,000	\$3,000	\$0
DHCD	Baltimore Regional Neighborhoods Initiative	12,000	27,000	15,000
DHCD	Seed Community Development Anchor Institution Fund	10,000	10,000	0
DHCD	National Capital Strategic Economic Development Fund	12,000	12,000	0
DHCD	Shelter and Transitional Housing	3,000	3,000	0
DHCD	Business Façade Improvement Program	5,000	5,000	0
DHCD	Continuing the CORE Partnership Fund	50,000	50,000	0
DNR	Oyster Restoration Activities in the Eastern Bay	1,000	1,000	0
IAC	Supplemental Capital Grant Program	40,000	53,891	13,891
IAC	Healthy School Facility Fund	90,000	90,000	0
IAC	Aging Schools Program	6,109	6,109	0
MDP	African American Heritage Preservation Program	5,000	5,000	0
MHEC	Community Colleges Facilities Renewal Grant Program	3,011	3,011	0
MSLA	Public Library Capital Grant Program	7,500	7,500	0
MISC	Bowie Race Course Training Center and Rosecroft Raceway	6,200	6,200	0
<b>Total GO Bond/General Fund Mandates</b>		<b>\$253,820</b>	<b>\$282,711</b>	<b>\$28,891</b>
DNR	Baltimore City Direct Grant – POS	\$10,000	\$10,000	\$0
DNR	Rural Legacy Program	5,000	5,000	0
IAC	Prince George’s County Public-Private Partnership Fund	27,000	27,000	0
<b>Total Special Fund Mandates</b>		<b>\$42,000</b>	<b>\$42,000</b>	<b>\$0</b>
<b>Total Mandates</b>		<b>\$295,820</b>	<b>\$324,711</b>	<b>\$28,891</b>

**Appendix 12**  
**Proposed Deauthorizations and Other Amendments to Prior Authorizations**  
**Maryland Consolidated Capital Bond Loan of 2025**

**Deauthorizations**

<u>MCCBL Year(s)</u>	<u>Agency</u>	<u>Project Title</u>	<u>Amount Deauthorized</u>	<u>Reason</u>
2013	DPSCS	560-bed Minimum Security Compound	-\$105,399	Project complete.
2017	UMB	Health Sciences Research Facility III	-301,740	Project complete.
2017	UMCP	A. James Clark Hall – New Bioengineering Building	-113,996	Project complete.
2019; 2020	DSP	New Cumberland Barrack and Garage	-840,037	Project complete.
2020	DPSCS	MCTC Housing Unit Windows and Steam Heating System	-4,434,893	Project complete.
2020	MSU	New Student Services Support Building	-1,000,000	Project nearing completion.
2020	MHA	Atlantic General Hospital – Ambulatory Surgery Facility	-800,000	Project not moving forward.
2021	DJS	Cheltenham Youth Treatment Center	-1,504,097	Project complete.
2022; 2023; 2024	UMGC	Adelphi Building Renovation	-2,324,838	Initial renovations complete; larger renovation project not moving forward.
2023	DGS	State House Exterior and Grounds Restoration, renamed to State House and Old Treasury Building Restoration	-2,000,000	Project under budget; retaining wall restoration removed from scope.
2023; 2024	MDH	Clifton T. Perkins Hospital	-24,500,000	Project delayed.
2023	MISC	MEDCO Incubator Spaces – Cannabis	-2,000,000	Not eligible for bonds; funding replaced with PAYGO general funds.
2023	TU	New College of Health Professions Building	-3,000,000	Project complete.
2024	DGS	William Donald Schaefer Tower Renovation	-16,500,000	Project canceled.
2024	MDH	Federally Qualified Health Centers Program	-2,900,000	Project costs not eligible for program; replaced with miscellaneous grant.
2024	MSU	Carter-Grant-Wilson Building Renovation	-2,500,000	Project delayed.
<b>Deauthorizations as Introduced</b>			<b>-\$64,825,000</b>	

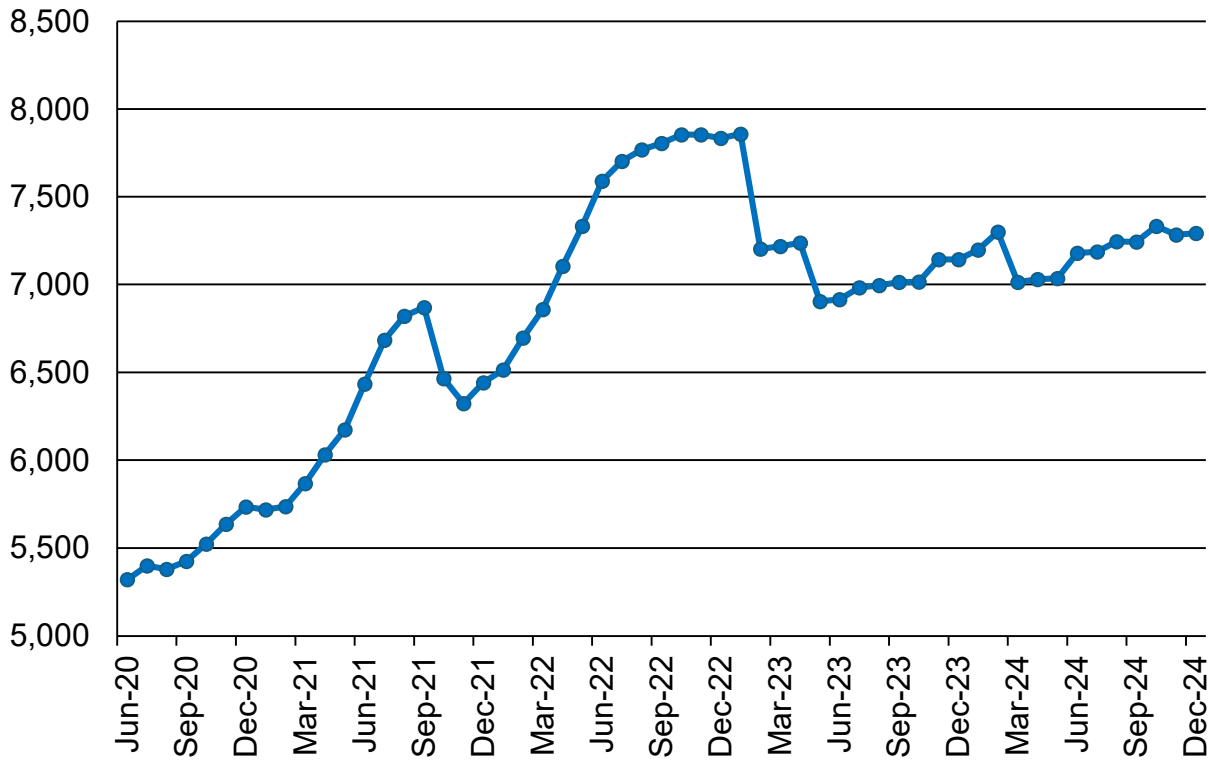
**Other Amendments**

<u>MCCBL Year(s)</u>	<u>Agency</u>	<u>Project Title</u>	<u>Proposed Amendment</u>
2011; 2012; 2013; 2014; 2015; 2016; 2017; 2018	MDP	African American Heritage Preservation Grant Program	Extends the termination date to June 1, 2027.
2015; 2016	MDP	Jefferson Patterson Park and Museum – St. Leonard’s Creek Shoreline Erosion Control	Extends the termination date to June 1, 2027.
2017; 2018	MDP	Maryland Historical Trust Capital Grant Fund	Extends the termination date to June 1, 2027.
2018	DGS	Annapolis Post Office	Extends the termination date to June 1, 2027.
2021; 2023	DGS	State House Exterior and Grounds Restoration, renamed to State House and Old Treasury Building Restoration	Amends to change project name and allow interior renovation.

**Appendix 13**  
**General Obligation Bond Preauthorizations**

<u>Agency</u>	<u>Project Title</u>	<u>2026 Session</u>	<u>2027 Session</u>	<u>2028 Session</u>	<u>2029 Session</u>
Judiciary	New Supreme Court of Maryland Building	\$81,408,000	\$25,408,000		
Judiciary	Washington County District Court Renovation and Expansion	2,948,000			
DMIL	Frederick Readiness Center Renovation and Expansion	2,678,000			
DNR	Natural Resources Development Fund	1,008,000			
MDH	Demolish Decommissioned Buildings	1,882,000	187,000		
MDH	Clifton T. Perkins Hospital North Wing	27,071,000	16,032,000		
DPSCS	RCI Perimeter Fence System Replacement	14,342,000	7,171,000		
DPSCS	Baltimore Therapeutic Treatment Center	231,558,000	238,023,000	\$252,510,000	\$40,116,000
UMB	New Dental Ambulatory Surgery Center	862,000			
UMB	New School of Social Work Building	39,430,000			
UMB	Central Electric Substation and Electrical Infrastructure Upgrades		1,523,000		
UMCP	New Health and Human Sciences Complex	39,315,000	44,325,000	11,081,000	
UMCP	New Interdisciplinary Engineering Building – Zupnik Hall	10,860,000			
TU	Smith Hall Renovation and Reconstruction	23,736,000			
SU	Blackwell Hall Renovation	361,000			
UMBC	Sherman Hall Renovation	9,087,000			
USMO	Rita Colwell Center Deferred Maintenance	2,906,000	4,820,000		
MSD	New Student Residences	9,224,000	16,731,000	10,407,000	14,476,000
MHEC	Community College Construction Grant Program	35,502,000	21,842,000	9,254,000	
MSU	Campuswide Electric Infrastructure Upgrades	40,500,000	22,500,000	8,500,000	
MSU	New Science Center, Phase II	76,797,000	76,797,000	44,798,000	
MES	State Water and Sewer Infrastructure Improvement Fund	2,276,000			
DSP	Barrack J – Annapolis: Communications Room and New Garage	3,326,000			
DSP	Barrack L – Forestville: New Barrack and Garage	8,831,000			
<b>Preauthorizations as Introduced</b>		<b>\$665,908,000</b>	<b>\$475,359,000</b>	<b>\$336,550,000</b>	<b>\$54,592,000</b>

**Appendix 14**  
**Building Cost Index – Baltimore Region**  
**June 2020 through December 2024 Est.**



Note: Regional construction inflation increased on a year-over-year basis by 2.1% through December 2024. Construction costs had an average annual increase of 6.2% from December 2020 to December 2024. This period of high construction inflation has complicated cost estimating for State-owned projects as rising construction costs have exceeded the escalation rates used in the State's cost estimating process in recent years. DBM has set escalation at 5.5% for calendar 2024, 4.0% for calendar 2025, and 3.5% for subsequent years.



**Appendix 15**  
**Comparison of CDAC, SAC, Governor’s Request, and**  
**Final Legislative New GO Bond Authorization**  
**1999 through 2025 Session**  
**(\$ in Millions)**

<u>Session</u>	<u>CDAC</u>	<u>SAC</u>	<u>Governor</u>	<u>Final</u>	
1999	\$445	\$445	\$445	\$445	
2000	460	460	460	460	
2001	475	475	475	505	<sup>1</sup>
2002	520	720	731	720	<sup>2</sup>
2003	740	740	740	740	
2004	655	655	655	655	
2005	670	670	670	670	
2006	690	690	690	690	
2007	810	810	810	810	
2008	935	935	935	935	
2009	1,110	1,110	1,110	1,110	
2010	1,140	1,140	1,140	1,140	
2011	925	925	925	925	
2012	1,075	1,075	1,075	1,075	
2013	1,075	1,075	1,075	1,075	
2014	1,160	1,160	1,160	1,160	<sup>3</sup>
2015	1,170	1,095	995	1,045	<sup>4</sup>
2016	995	1,055	995	995	<sup>5</sup>
2017	995	1,065	995	1,065	
2018	995	1,075	995	1,075	
2019	995	1,085	1,085	1,085	
2020	1,095	1,095	1,095	1,095	
2021	1,095	1,105	1,105	1,105	
2022	900	900	1,165	1,165	<sup>6</sup>
2023	600	1,205	1,205	1,205	
2024	1,750	1,750	1,750	1,750	<sup>7</sup>
2025	1,750	1,750	1,750	1,750	<sup>8</sup>

<sup>1</sup> CDAC was reconvened in March 2001 and increased the limit to \$505 million.

<sup>2</sup> SAC increased the \$520 CDAC recommendation to make room for \$200 million of previously funded projects with PAYGO to be deauthorized and funded with GO bonds.

<sup>3</sup> Although the General Assembly concurred with the recommendation to increase the 2014 session authorization by \$75 million, SAC recommended against increasing out-year authorizations by \$75 million annually.

<sup>4</sup> General Assembly did not authorize new GO bonds to the \$1,095 million limit and instead constrained the limit to \$1,045 million, although \$48 million in bond premium was used to supplement State capital spending.

<sup>5</sup> The General Assembly did not authorize new GO bonds to the \$1,055 million limit and instead constrained the limit to the Governor’s recommendation of \$995 million, although this included the use of \$122 million in general funds to supplement the capital program, later reduced to \$63 million through the actions of BPW and the decision by the Administration to not appropriate \$48 million of general funds restricted in the State Reserve fund for capital purposes.

<sup>6</sup> SAC concurred with the CDAC recommendation to set the level of new GO bond authorizations at \$900 million provided the Governor use the State’s fund balance to expand the use of PAYGO general funds.

<sup>7</sup> SAC concurred with the CDAC recommendation to set the level of new GO bond authorizations at \$1,750 million for the 2024 session. SAC also recommended increasing annual authorizations by 2% beginning in the 2025 session.

<sup>8</sup> SAC concurred with the CDAC recommendation to set the level of new GO bond authorizations at \$1,750 million for the 2025 session. SAC also recommended that, if the Board of Revenue Estimates writes revenues for fiscal 2025 and 2026 down by a cumulative amount of at least \$400 million, the General Assembly is authorized to increase the GO bond authorization for the 2025 session to as much as \$2.000 billion. Any authorization above \$1.750 billion may only be used to replace general fund PAYGO appropriations from prior years and thereby provide one-time cash resources to help offset the shortfall caused by the revenue write-down.

# Acronyms

BCCC: Baltimore City Community College	MDH: Maryland Department of Health
BPW: Board of Public Works	MDOD: Maryland Department of Disabilities
BRFA: Budget Reconciliation and Financing Act	MDOT: Maryland Department of Transportation
BSU: Bowie State University	MDP: Maryland Department of Planning
CDAC: Capital Debt Affordability Committee	MEDCO: Maryland Economic Development Corporation
CIP: <i>Capital Improvement Program</i>	MES: Maryland Environmental Service
Commerce: Maryland Department of Commerce	MGA: Maryland General Assembly
CTP: <i>Consolidated Transportation Program</i>	MHA: Maryland Hospital Association
DBM: Department of Budget and Management	MHEC: Maryland Higher Education Commission
DGS: Department of General Services	MICUA: Maryland Independent College and University Association
DHCD: Department of Housing and Community Development	MISC: miscellaneous
DJS: Department of Juvenile Services	MSD: Maryland School for the Deaf
DMIL: Military Department	MSLA: Maryland State Library Agency
DNR: Department of Natural Resources	MSU: Morgan State University
DoIT: Department of Information Technology	PAYGO: pay-as-you-go
DPA: Dedicated Purpose Account	PGC: Prince George's County
DPSCS: Department of Public Safety and Correctional Services	POS: Program Open Space
DSP: Department of State Police	SAC: Spending Affordability Committee
DVMF: Department of Veterans and Military Families	SF: special funds
ECI: Eastern Correctional Institution	SMCM: St. Mary's College of Maryland
FF: federal funds	S&P: Standard and Poors
FiRST: First Responders Interoperable Radio System Team	SU: Salisbury University
GF: General Fund	TU: Towson University
GO: general obligation	UMB: University of Maryland, Baltimore Campus
HSMCC: Historic St. Mary's City Commission	UMBC: University of Maryland Baltimore County
IAC: Interagency Commission on School Construction	UMCP: University of Maryland, College Park Campus
MCCBL: Maryland Consolidated Capital Bond Loan	UMGC: University of Maryland Global Campus
MDA: Maryland Department of Agriculture	UMMS: University of Maryland Medical System
MDE: Maryland Department of the Environment	USDVA: U.S. Department of Veterans Affairs
	USMO: University System of Maryland Office