

---

# Demographic and Geographic Characteristics, Charges, and Court Outcomes for Youth under 13 in Maryland

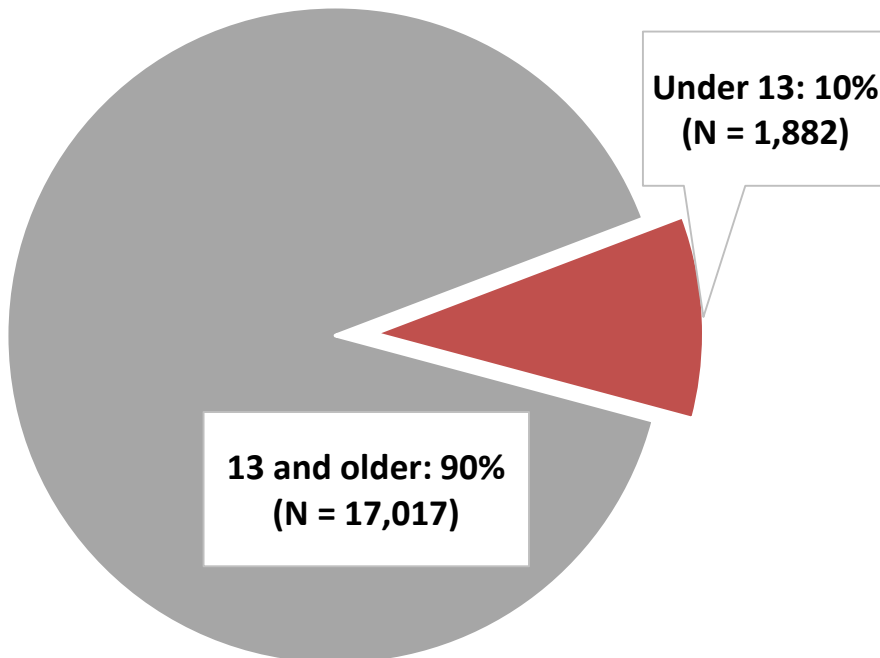
Celina Cuevas, PhD

September 3, 2020

# Demographic Characteristics

---

DJS Intakes in FY 2019  
N = 18,899



Demographics for **youth under 13** in comparison to the **full sample**:

**More likely to be Black**

**66%** of youth under 13 versus **62%** of all youth

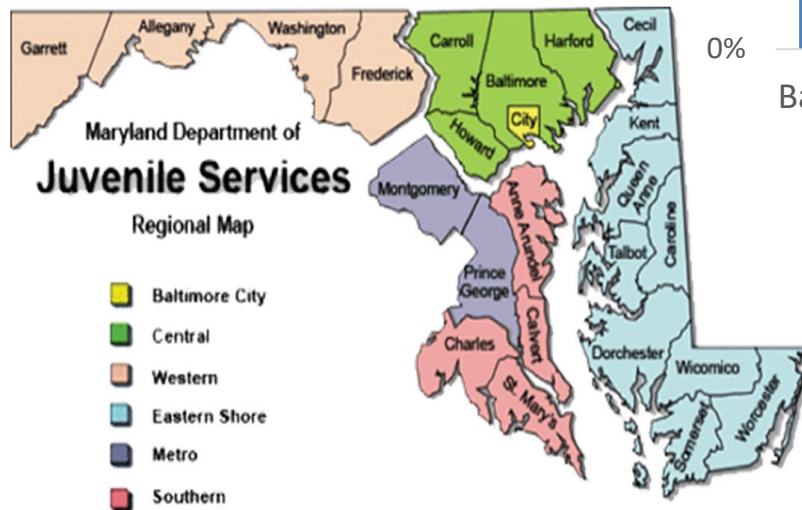
**More likely to be girls**

**33%** of youth under 13 versus **29%** of all youth

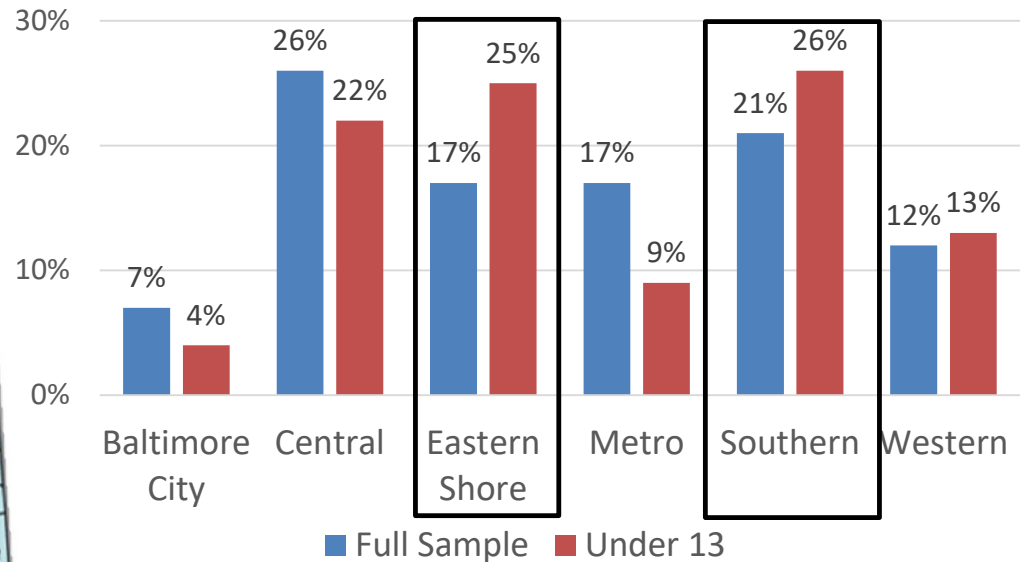
**Black girls** account for **18%** of all intakes, but **24%** of intakes for youth under 13

# Geographic Characteristics

**Anne Arundel** (N = 289) and **Baltimore County** (N = 265) are the counties with the most cases for youth under 13



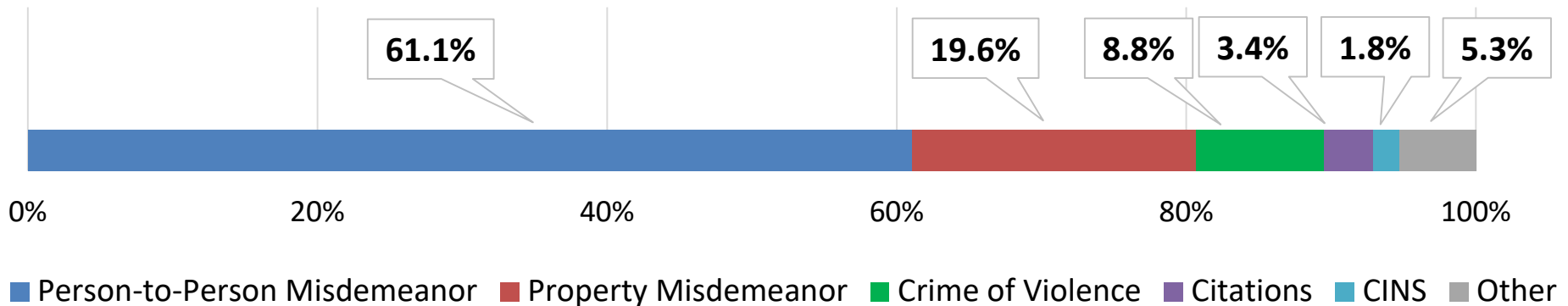
Percentage of Cases By Region



**Eastern Shore** and **Southern** regions account for **over half of the cases** for youth under 13

# Breakdown of Charges

---

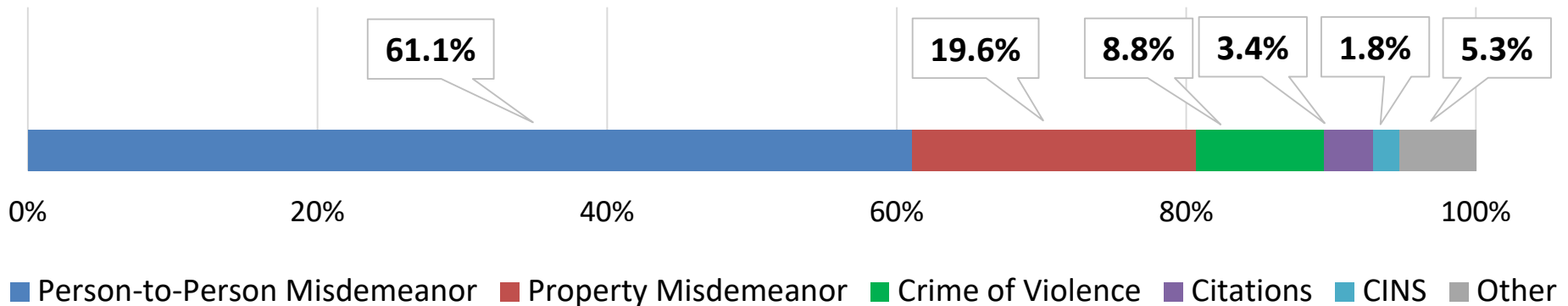


Together, **person-to-person misdemeanors** and **property misdemeanors** account for **over 80% of all charges** (N = 1,518)

Misdemeanor assault, a **person-to-person misdemeanor**, accounts for half (49.6%) of all charges for this age group

# Breakdown of Charges

---



**Crimes of violence**, the most serious charges, account for **less than 10% of all charges** (N = 166)

Most prevalent **crimes of violence** charges:

Felony Burglary/Break In (27.7%)

Robbery (24.1%)

Felony Assault (23.5%)

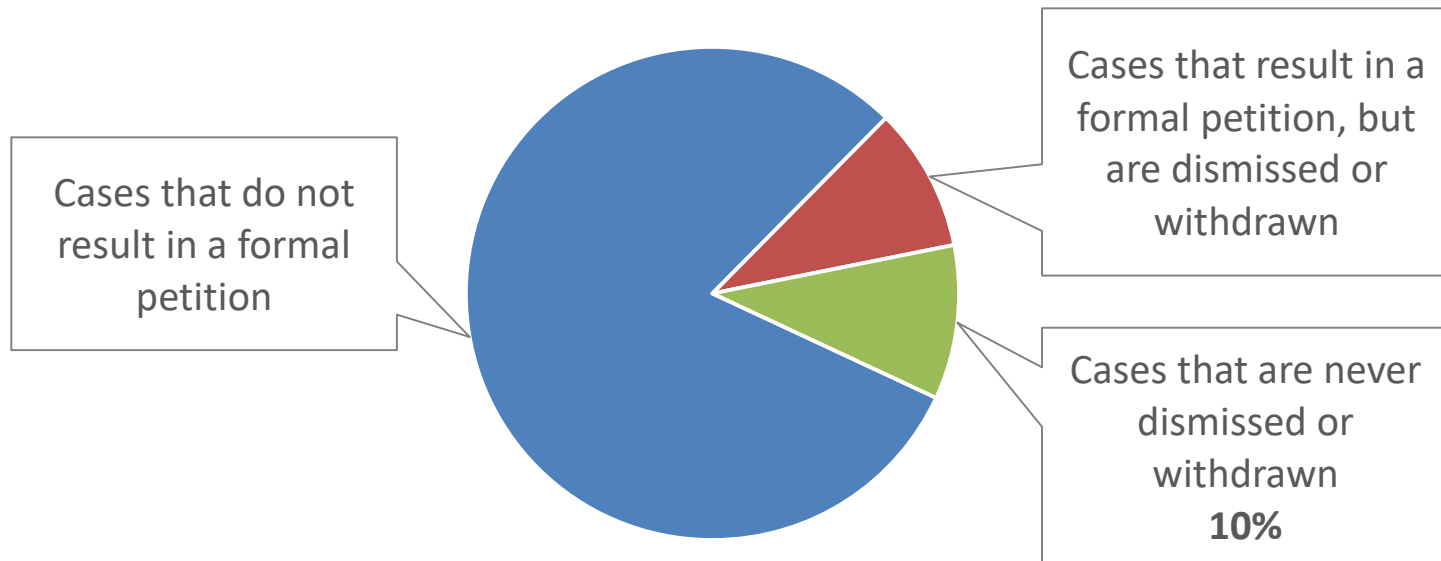
Felony Sex Offense (21.1%)

# Case Processing

---

For youth under 13, **90% of cases are dismissed or withdrawn at some point**

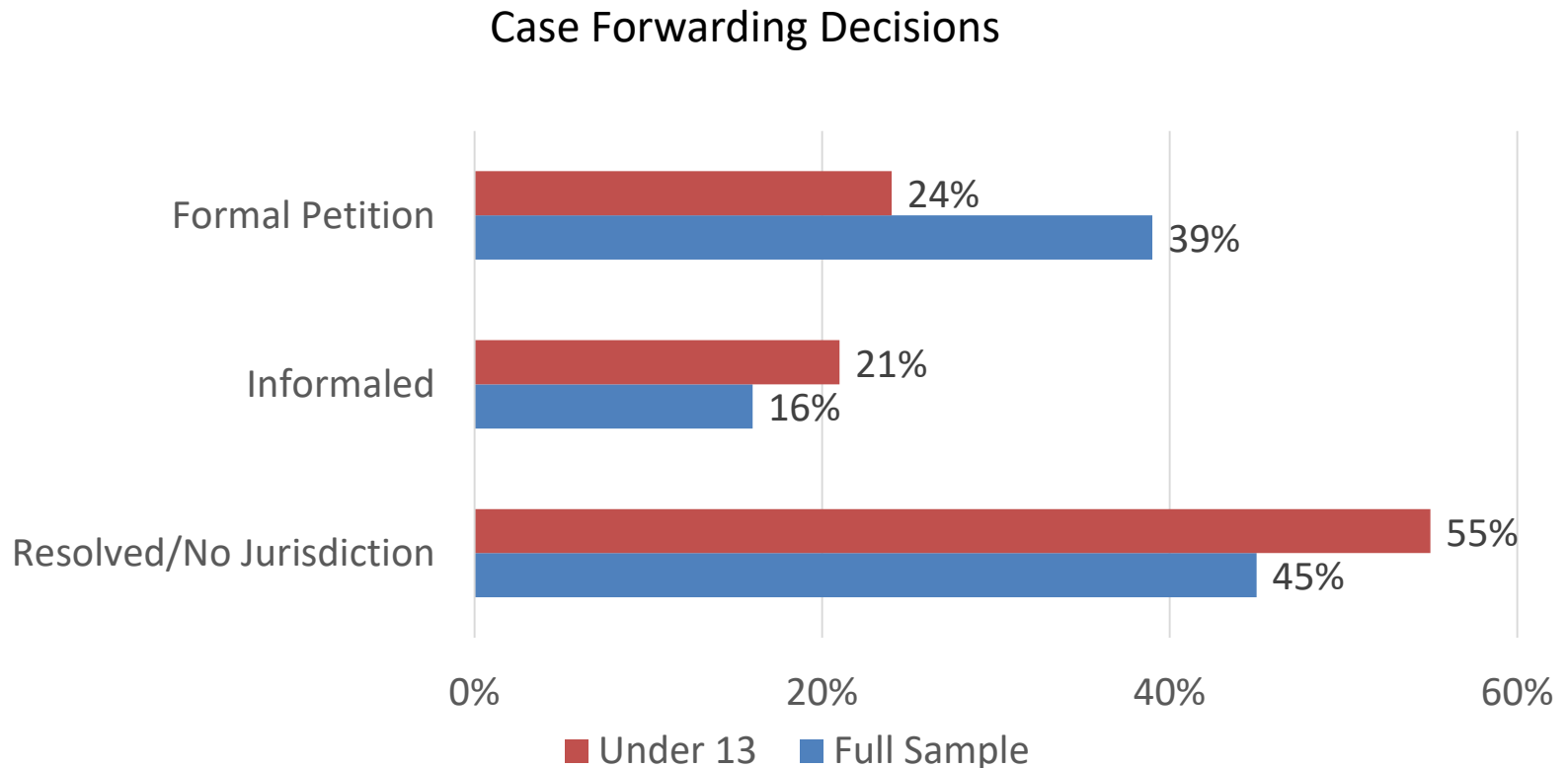
DJS Intakes for Youth Under 13 in FY 2019  
N = 1,782



# Case Forwarding Decisions

---

Cases for youth under 13 are **less likely to result in a formal petition** and **more likely to be resolved at intake or informaled**

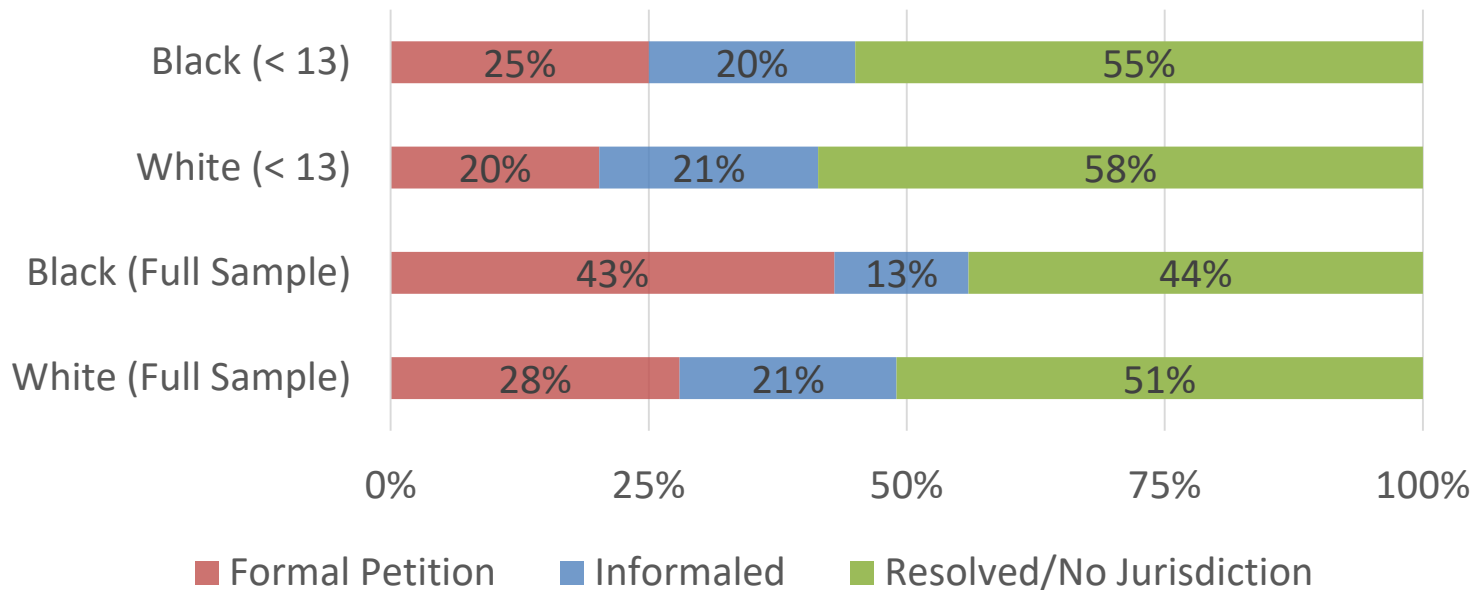


# Case Forwarding Decisions

---

Racial disparities in forwarding decisions exist at all ages, but are **less pronounced for youth under 13**

Racial Disparities in Case Forwarding Decisions



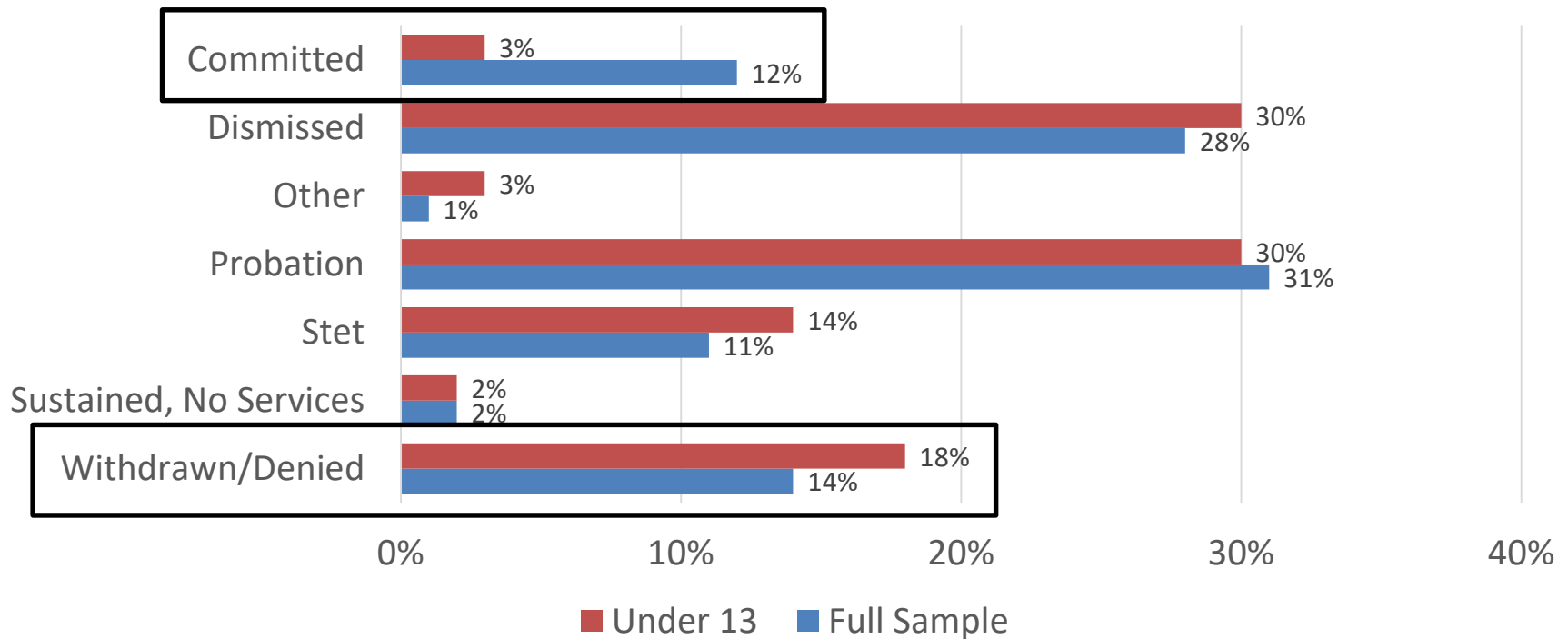


# Dispositions

---

Dispositions after formal petition for youth under 13 are **less likely to result in commitment and more likely to be withdrawn/denied**

Dispositions for Cases with Formal Petition



# Commitments

---

For youth under 13, there were **11 total commitments** during FY 2019

*5 commitments were for crimes of violence:*

Felony sex offenses (2), robbery (1), carjacking (1), child abuse (1)

*The 6 additional commitments were all misdemeanors:*

Assault (3), theft (2), handgun violation (1)

The majority of these offenses were not “unique” cases within the data, most cases were handled in other ways

*Example:* Robbery also accounted for 15 dismissed/withdrawn, 12 probation, 3 stet dispositions for youth under 13

# Questions?

---

# Additional Slides

---

# Serious Charges and Outcomes by Age

---

**7 – 9 years old:** 15 crimes of violence

**Case Forwarding:** 5 (33%) resulted in formal petitions (19% of all formal petitions)

**Dispositions:** all cases for crimes of violence dismissed/withdrawn

**10 years old:** 20 crimes of violence

**Case Forwarding:** 14 (70%) resulted in formal petitions (40% of all formal petitions)

**Dispositions:** 5 dismissed, 2 probation, 2 sustained no services

**11 years old:** 33 crimes of violence

**Case Forwarding:** 27 (82%) resulted in formal petitions (25% of all formal petitions)

**Dispositions:** 13 dismissed/withdrawn, 6 probation, 1 commitment, 1 stet

**12 years old:** 98 crimes of violence

**Case Forwarding:** 85 (87%) resulted in formal petitions (30% of all formal petitions)

**Dispositions:** 19 dismissed/withdrawn, 25 probation, 4 commitment, 10 stet, 2 sustained no services, 2 other

# Dispositions

---

For the 166 crimes of violence committed by youth under 13, **131 (79%)** resulted in a formal petition, and **only 5 cases resulted in commitment**

Disposition for Crimes of Violence

