



Juveniles Charged as Adults Data

Recommendation 19

Improve data-sharing among agencies that serve youth charged as adults by requiring the Governor's Office of Crime Prevention, Youth, and Victim Services to work with key stakeholders to develop a data collection plan to collect, collate, and ultimately analyze data from criminal justice agencies, including law enforcement, corrections, and the courts, in order to better understand the issue of youth charged as adults at every level of the adult criminal justice system from arrest to case resolution.

Current Data Sources (Department of Public Safety and Correctional Services)

[House Bill 943](#), Chapter 252 requires the Central Repository (CJIS) to report information to the Maryland Statistical Analysis Center (MSAC) on data pertaining to juveniles charged as adults in Maryland and submit a report to the General Assembly By June 30 and December 31 of each year.

Every six months, MSAC receives an excel spreadsheet from CJIS on every juvenile charged as an adult for the past 6 months

- Date of arrest
- County of arrest
- Age
- Race
- Gender
- Primary Charge

<http://goccp.maryland.gov/reports-publications/juveniles-reports/juveniles-charged-adults-hb-943/>

Current Data Sources (Department of Public Safety and Correctional Services)

Limitations

- Based on fingerprinting as a reportable event
- Does not include the juveniles name or the case number
- Does not include waiver hearing information
- Does not include criminal history to accurately determine exclusionary offenses

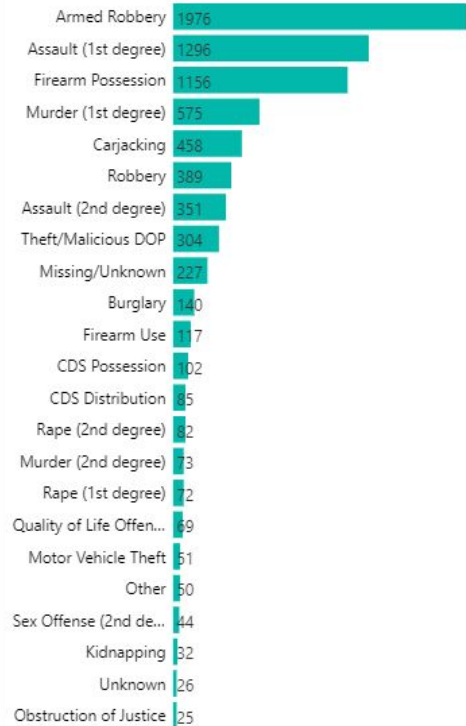
Questions

- What additional information is collected by DPSCS through CJIS?

Exclusionary Offenses ?



Juveniles Charged as Adults by Offense Category



Juveniles Charged as Adults Dashboard

Data obtained from the Department of Public Safety & Correctional Services

Last update June 7, 2021

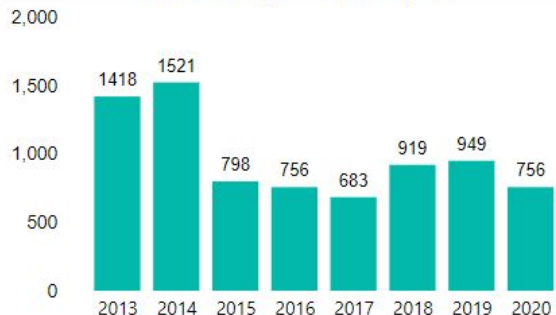
7800 juveniles were charged as adults **from 1/1/2013 - 1/1/2020**.
74.96% of these arrests were for exclusionary offenses.

Year



Arrest Date

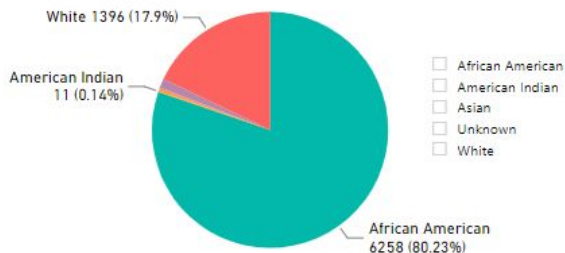
Juveniles Charged as Adults by Year



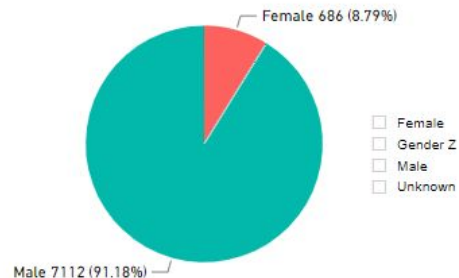
Juveniles Charged as Adults by Age



Juveniles Charged as Adults by Race



Juveniles Charged as Adults by Sex



Current Data Sources (Department of Public Safety and Correctional Services)

The Department's Offender Case Management System will have information on any juvenile detained in one of the state prison facilities including but not limited to the following:

- Intake date
- Facility name
- Age
- Race
- Gender
- Primary Charge

Current Data Sources (Department of Juvenile Services)

Juveniles charged as adults who are eligible to file for transfer to juvenile court may be held in a secure juvenile detention facility if ordered by the court. These youth may be held in secure juvenile detention pending a transfer hearing to determine if jurisdiction should remain in the adult court or be transferred to the juvenile court. DJS has data on youth held in their detention facilities for the adult court pending a transfer hearing. DJS also provides information on youth whose complaints were transferred to the juvenile court.

Some of the data elements collected include:

- The number of youth placements in juvenile facilities pending an adult transfer hearing
- The number of youth transferred to a juvenile court
- The outcomes of juvenile court waiver hearings
- Demographics
- Primary charge
- Detention facility
- Average length of stay

Current Data Sources (Department of Juvenile Services)

Limitations

- DJS is not able to provide any information on youth charged as an adult that originated in the adult court nor the outcomes of those hearings.

Questions

- What additional information is collected by DJS?
- Can these juveniles be linked to DPSCS juveniles charged as adults?

PLACEMENTS FOR FY 2019-2020 AND ADP, ALOS BY REGION OF RESIDENCE, FY 2020 (LEFT SIDE). CASES TRANSFERRED TO THE JUVENILE COURT WITH COURT DISPOSITIONS BY REGION OF JURISDICTION, FY 2020 (RIGHT SIDE).

Region/County	Placements		FY 2020		FY 2020 Complaints			
	FY 2019	FY 2020	ADP	ALOS	Transferred to Juvenile Court	Committed	Probation	Dismissed/ Other
R-I- Balt. City	120	96	37.5	129.2	68	41.2%	36.8%	22.1%
Baltimore City	120	96	37.5	129.2	68	41.2%	36.8%	22.1%
R-II- Central	68	49	19.8	119.0	74	27.0%	56.8%	16.2%
Baltimore Co.	53	41	15.3	114.5	63	23.8%	58.7%	17.5%
Carroll	1	0	0.0	0.0	5	40.0%	40.0%	20.0%
Harford	9	1	0.6	0.0	2	0.0%	100.0%	0.0%
Howard	5	7	4.0	184.2	4	75.0%	25.0%	0.0%
R-III- Western	19	19	8.9	121.6	5	40.0%	60.0%	0.0%
Allegany	6	1	0.3	102.8	0	N/A	N/A	N/A
Frederick	7	5	3.5	163.1	4	50.0%	50.0%	0.0%
Garrett	0	1	0.7	0.0	0	N/A	N/A	N/A
Washington	6	12	4.3	95.2	1	0.0%	100.0%	0.0%
R-IV- Eastern	12	14	4.9	101.3	13	7.7%	69.2%	23.1%
Caroline	0	0	0.0	0.0	0	N/A	N/A	N/A
Cecil	1	1	0.7	0.0	2	0.0%	50.0%	50.0%
Dorchester	0	0	0.0	0.0	1	0.0%	100.0%	0.0%
Kent	1	1	0.5	113.0	0	N/A	N/A	N/A
Queen Anne's	0	0	0.0	0.0	0	N/A	N/A	N/A
Somerset	2	2	0.2	37.3	1	0.0%	100.0%	0.0%
Talbot	0	1	0.0	0.6	2	0.0%	100.0%	0.0%
Wicomico	6	9	3.4	143.5	2	0.0%	0.0%	100.0%
Worcester	2	0	0.0	109.2	4	25.0%	75.0%	0.0%
R-V- Southern	34	30	9.7	93.4	35	60.0%	28.6%	11.4%
Anne Arundel	21	19	6.7	94.6	27	70.4%	14.8%	14.8%
Calvert	0	1	0.0	10.3	1	0.0%	100.0%	0.0%
Charles	10	6	1.7	100.4	7	28.6%	71.4%	0.0%
St. Mary's	3	4	1.3	92.9	0	N/A	N/A	N/A
R-VI- Metro	87	87	21.4	72.1	69	20.3%	49.3%	30.4%
Montgomery	35	30	8.6	80.2	16	12.5%	81.3%	6.3%
Prince George's	52	57	12.7	68.2	53	22.6%	39.6%	37.7%
Out-of-State	23	15	5.4	88.1	0	N/A	N/A	N/A
Statewide	363	310	107.6	105.3	264	86	123	55

OFFENSE TYPE, FY 2020

Most Serious Alleged Juvenile Offense of Transferred Cases	FY 2020
Auto Theft/Unauthorized Use	0.4%
Burglary/Breaking & Entering	2.3%
Carjacking	8.3%
Conspiracy to Commit Offense	0.8%
Deadly Weapon	2.3%
First Degree Assault-Felony	22.0%
Handgun Violation	20.8%
Kidnapping	0.4%
Malicious Destruction	0.4%
Manslaughter	0.4%
Murder	4.2%
Narcotics Distribution	0.8%
Narcotics Possession	0.8%
Other/Missing	0.8%
Robbery	26.1%
Second Degree Assault-Misdemeanor	1.1%
Sex Offense	8.0%
Theft - Misdemeanor	0.4%
Total Transferred Cases	264

YOUTH CHARGED AS ADULTS PENDING TRANSFER DEMOGRAPHICS BY DETENTION FACILITY, FY 2020

Demographics	Alfred D. Noyes Children's Center	Balt. City Juvenile Justice Center	Charles H. Hickey Jr. School	Cheltenham Youth Detention Center	Lower East Shore Children's Center	Thomas J.S. Waxter Children's Center	Western Maryland Children's Center	Statewide*
Race								
Black	64.4%	91.7%	91.7%	72.0%	81.8%	53.3%	50.0%	78.1%
White	2.2%	2.8%	1.7%	0.0%	18.2%	20.0%	40.0%	5.2%
Hispanic/Other	33.3%	5.6%	6.7%	28.0%	0.0%	26.7%	10.0%	16.8%
Sex								
Male	86.7%	100.0%	100.0%	100.0%	100.0%	0.0%	95.0%	93.5%
Female	13.3%	0.0%	0.0%	0.0%	0.0%	100.0%	5.0%	6.5%
Age								
14	0.0%	0.9%	0.0%	1.1%	0.0%	0.0%	0.0%	0.3%
15	4.4%	1.9%	1.7%	3.2%	9.1%	0.0%	0.0%	2.6%
16	42.2%	35.2%	46.7%	38.7%	18.2%	46.7%	20.0%	39.7%
17	46.7%	53.7%	46.7%	52.7%	72.7%	46.7%	75.0%	52.6%
18-20	6.7%	8.3%	5.0%	4.3%	0.0%	6.7%	5.0%	4.8%
Total Admissions	45	108	60	93	11	15	20	310
ADP	11.1	37.6	22.9	20.9	2.4	5.1	7.6	107.6
ALOS	65.8	109.6	118.4	76.0	59.3	83.4	92.4	105.3

Current Data Sources (Administrative Office of the Courts)

AOC houses data on District and Circuit Court cases from pre-trial through sentencing. All District Court as well as Circuit Court data for 20 counties are available through The Maryland Electronic Courts (MDEC) which creates a single Judiciary-wide integrated case management system. The Vera Institute presented some statistics on juveniles charged as adults that they received from MDEC including:

- Arrest date
- The number of juveniles charged as adults court cases
- County of court
- Demographics
- All charges
- Cases transferred to juvenile court
- Disposition of the case (transferred, nolle pros, guilty etc.)
- Sentence length

Current Data Sources (Administrative Office of the Courts)

Limitations

- Does not include criminal history information to get the full scope of exclusionary offenses
- Data is not unified by county until MDEC goes full live statewide
- Charges are not always ordered by severity

Questions

- What additional information is collected by the Courts?
- How do we link the courts data to the DPSCS and DJS data?

Profile of Cases for Youth Charged as Adults

MDEC COUNTIES (DC & CC)

Total Cases: 1,295

Average Age: 16.5 years old

89.3% Boys

10.0% Girls

0.7% Unknown

72.8% Black

21.2% White

6.0% Other/Unknown

% of cases that include an

exclusionary offense: 85%

% of cases where an exclusionary

offense is the top charge: 77%

BALTIMORE CITY (CC)

Total Cases: 476

Average Age: 16.5 years old

95.2% Boys

4.6% Girls

2.1% Unknown

94.1% Black

2.1% White

3.8% Other/Unknown

% of cases that include an

exclusionary offense: 93%

% of cases where an exclusionary

offense is the top charge: 91%

Data Source: Maryland Administrative Office of the Courts, all cases for youth charged as adults in MDEC Counties District & Circuit Courts and Baltimore City Circuit Court from 2107 -2019.

- Black youth accounted for 73% of youth charged as adults in MDEC Counties, and 94% of youth charged as adults in Baltimore City.
- First degree assault accounts for the largest percentage of cases in MDEC Counties and Baltimore City; in Baltimore City, this is followed by handgun/firearm possession and armed carjacking.

Vera

74

Youth Charged as Adults by Exclusionary Offenses & Age Group, MDEC Counties

	# of Youth Charged by Age Group	% of All Offenses for Age Group
Ages 13 and younger		
Youth Charged as Adults (< 14)	5	100%
Ages 14-15		
Murder (1st, Att)	31	55%
Rape (1st, Att)	0	0%
Other Offenses	25	45%
Youth Charged as Adults (14-15)	56	100%
Ages 16-17		
Murder (1st, 2nd, Att)	100	8%
Rape (1st, 2nd, Att)	48	4%
Armed Robbery (& Att)	163	13%
Assault (1st)	454	37%
Carjacking	29	2%
Armed Carjacking	31	3%
Kidnapping	18	1%
Sex Offense (3rd)	9	1%
Voluntary Manslaughter	2	0%
Use of Firearm in Crime of Violence	11	1%
Handgun/Firearm Possession	201	16%
Other Offenses	163	13%
Youth Charged as Adults (16-17)	1,229	100%
Total Youth Charged as Adults (all ages)	1,295	--

Note: 5 cases did not include age information

Vera

75

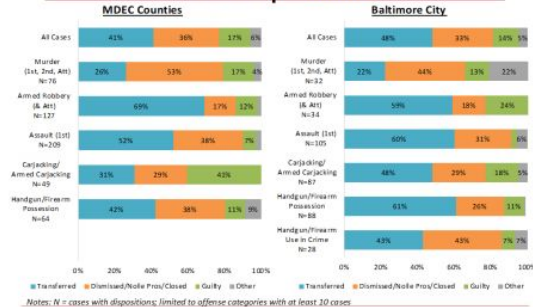
Youth Charged as Adults by Exclusionary Offenses & Age Group, Baltimore City

	# of Youth Charged by Age Group	% of All Offenses for Age Group
Ages 13 and younger		
Youth Charged as Adults (< 14)	3	100%
Ages 14-15		
Murder (1st, Att)	6	38%
Rape (1st, Att)	4	25%
Other Offenses	6	38%
Youth Charged as Adults (14-15)	16	100%
Ages 16-17		
Murder (1st, 2nd, Att)	31	7%
Rape (1st, 2nd, Att)	8	2%
Armed Robbery (& Att)	38	8%
Assault (1st)	117	26%
Carjacking	12	3%
Armed Carjacking	87	19%
Kidnapping	0	0%
Sex Offense (3rd)	0	0%
Voluntary Manslaughter	0	0%
Use of Firearm in Crime of Violence	30	7%
Handgun/Firearm Possession	111	24%
Other Offenses	23	5%
Youth Charged as Adults (16-17)	457	100%
Total Youth Charged as Adults (all ages)	476	--

Vera

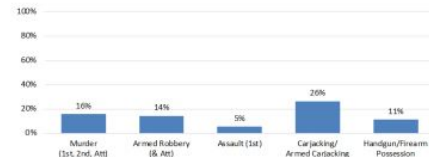
76

Case Dispositions



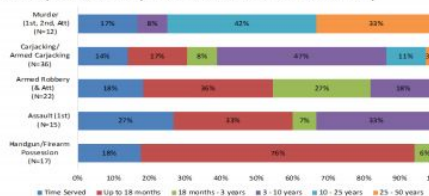
% of Cases Charged in Adult Court that Result in a Conviction

	Charged as an Adult	Convicted in Adult Court	%
Murder (1st, 2nd, Att)	108	17	16%
Armed Robbery (& Att)	161	23	14%
Assault (1st)	314	17	5%
Carjacking/Armed Carjacking	136	36	26%
Handgun/Firearm Possession	152	17	11%



Actual Sentence Length, MDEC Counties & Baltimore City Combined

This reflects the total length of a sentence that a person is required to serve (sentence – suspended sentence = time incarcerated)



YOUTH CHARGED AS ADULTS

- In both MDEC Counties and Baltimore City, over three-quarters of cases are transferred down to juvenile court or dismissed.
- The percentage of young people charged in adult court who are convicted varies by offense; only 5% of youth charged in adult court for first degree assault are convicted.
- Most young people sentenced in adult court for armed robbery and assault receive an actual sentence of 3 years or less; the actual sentence length for all young people sentenced in adult court for handgun possession was 3 years or less.
- Young people currently spend about 3.5 months detained in juvenile facilities pending transfer hearing.

Full Data Report: "Preliminary Findings: Youth Charged as Adults in Maryland" <http://dls.maryland.gov/pubs/prod/NoPb/TabMtg/CmsnuvRefCncl/Preliminary-Findings-Youth-Charged-as-Adults.pdf>.

Next Steps

- GOCPYVS will create a data collection plan detailing where all necessary juveniles charged as adults data is currently collected, the timeliness of this data and any challenges with collecting and collating this data.
- Once a data collection plan has been established and reviewed by the JJRC, we will work the necessary data owners to establish data sharing agreements or recommend legislative changes necessary for collecting this data for analysis.
- Develop a data collection strategy with applicable agencies to successfully link all datasets together to track a juvenile charged as adult throughout the criminal justice system from arrest through sentencing.

Proposed Data Elements

- Defendant information to include date of birth, age, ethnicity, race, sex, address, and any inmate, police or state identification number.
- Offense information to include date of arrest and date and location of offense.
- Law enforcement information to include the arresting agency and police report and complaint numbers.
- Charge information to include charge description, type, charging code, CJIS code, statute, charge seriousness ranking, charge number, and literal language of charge.
- Court information to include jurisdiction, location, case numbers, and case tracking numbers.
- Case processing information to include the filing dates, hearing dates, and outcomes of motions to transfer physical custody to DJS, to transfer proceedings to juvenile court, to transfer disposition to juvenile court, or to waive jurisdiction.

Proposed Data Elements

- Information related to setting and release on bail, personal recognizance and home detention.
- Case outcome information to include hearing and trial dates and type of hearing, type of trial (jury/bench), disposition such as dismissed, not guilty, nolle prosequi, findings of incompetency and not criminally responsible.
- Sentence information to include sentence imposed, fines/costs imposed, suspension of sentence, probation length and type, restitution, sex offender registration, domestic violence designation, parole restrictions, offenders scores, or other special offender or sentence characteristics. This should include information on life sentences

Questions or additional ideas

Follow up on DPSCS data

When did kids get counsel

Assessments

Follow up with Montgomery and PG - court data

Process issues in the adult court - length of time, length of stay in an adult jail

Local jails - how to manage juveniles in their facilities

Cost? Detention and pretrial, DJS,