



# Maryland

DEPARTMENT OF  
JUVENILE SERVICES

# Maryland Juvenile Justice Reform Council



CHANGING  
**Maryland**  
*for the Better*

Department of Juvenile Services  
COVID-19 Response and Data  
Presentation

August 6, 2020

# DJS COVID-19 RESPONSE OVERVIEW

DJS implemented health and safety measures, in adherence to CDC and MDH guidance, to prevent the spread of COVID-19 in DJS Detention & Committed Facilities.

Increased Hygiene

Increased  
Sanitation &  
Cleaning

Screening Prior to  
Entry

Social Distancing  
Measures

Limited Non-  
Essential Facility  
Transfers

Created Admission  
Intake Units

Created Medical  
Isolation Space

Implemented  
Group Living  
Strategies

Provided PPE to  
Staff and Youth &  
Monitored  
Utilization

Increased  
Quality Assurance

Contact Tracing  
Protocols

Prepared  
Supplemental  
Workforce

Developed Testing  
Capacity and  
Protocols

Access Detailed Response Information: <https://djs.maryland.gov/Pages/COVID-19.aspx>

# DJS COVID-19 RESPONSE OVERVIEW

DJS designed and implemented community supervision strategies aimed at providing a continuity of supervision and access to community based supports.

Maintaining 24/7  
Community  
Detention  
Operations

Implementing  
Virtual Supervision

Developing Virtual  
Programming

Supporting  
Connections to  
Community Based  
Resources

Conducting  
Weekly Placement  
& Detention  
Reviews

# DJS COVID-19 RESPONSE OVERVIEW

DJS implemented a variety effective communication strategies.

Weekly  
Stakeholder  
Calls

Live Virtual  
Staff Events

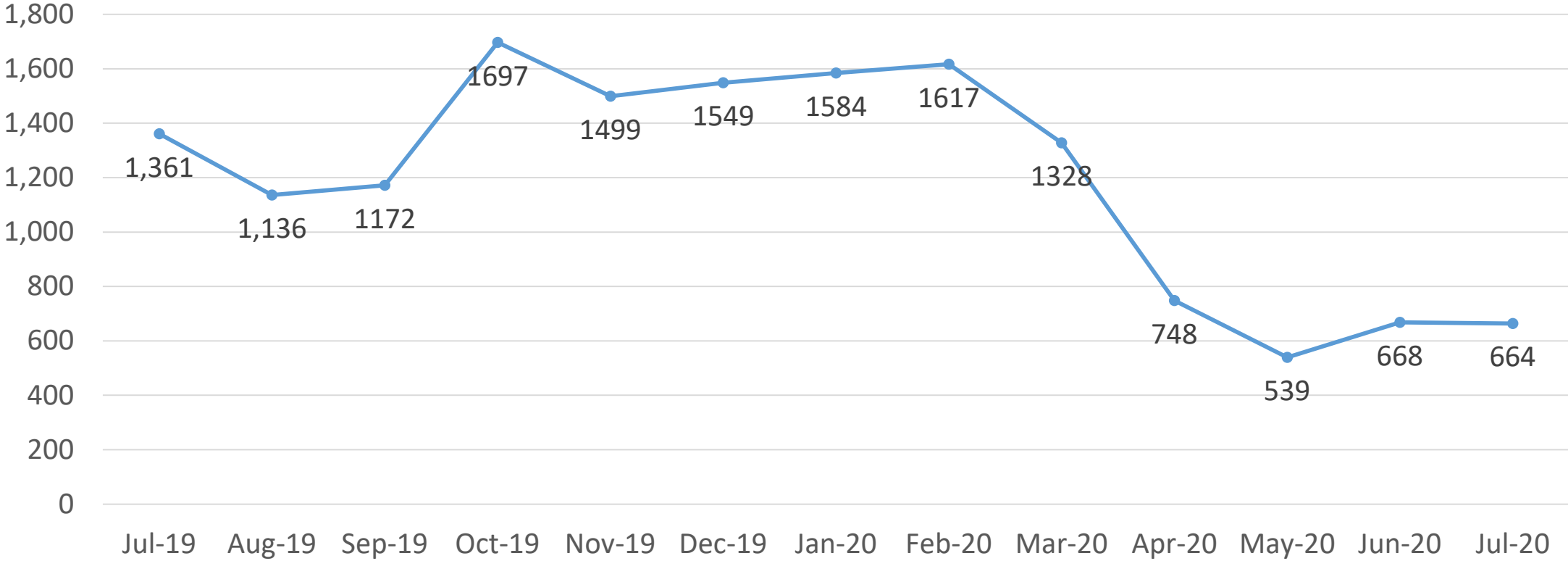
Live Virtual  
Family Events

Daily Updates  
on the DJS  
Website

Daily Updates  
on the DJS  
Hotline

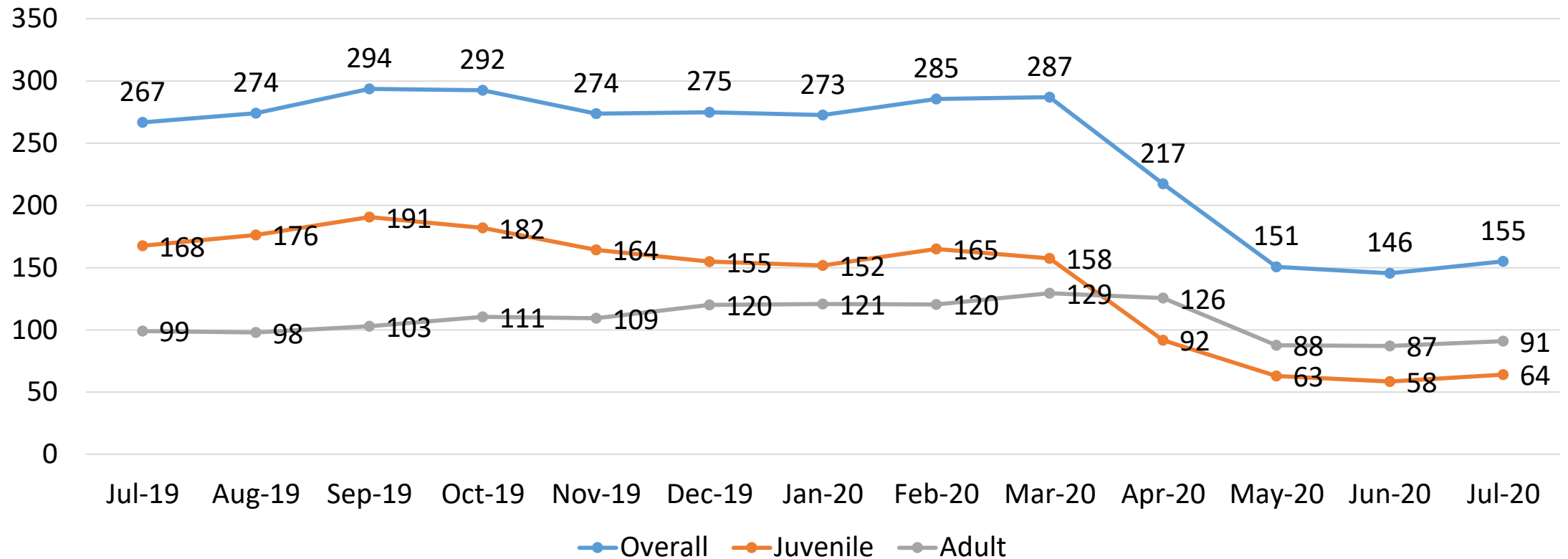
# Statewide, DJS Complaints Dropped 59% Since February 2020

DJS Statewide Complaints, July 2019-July 2020



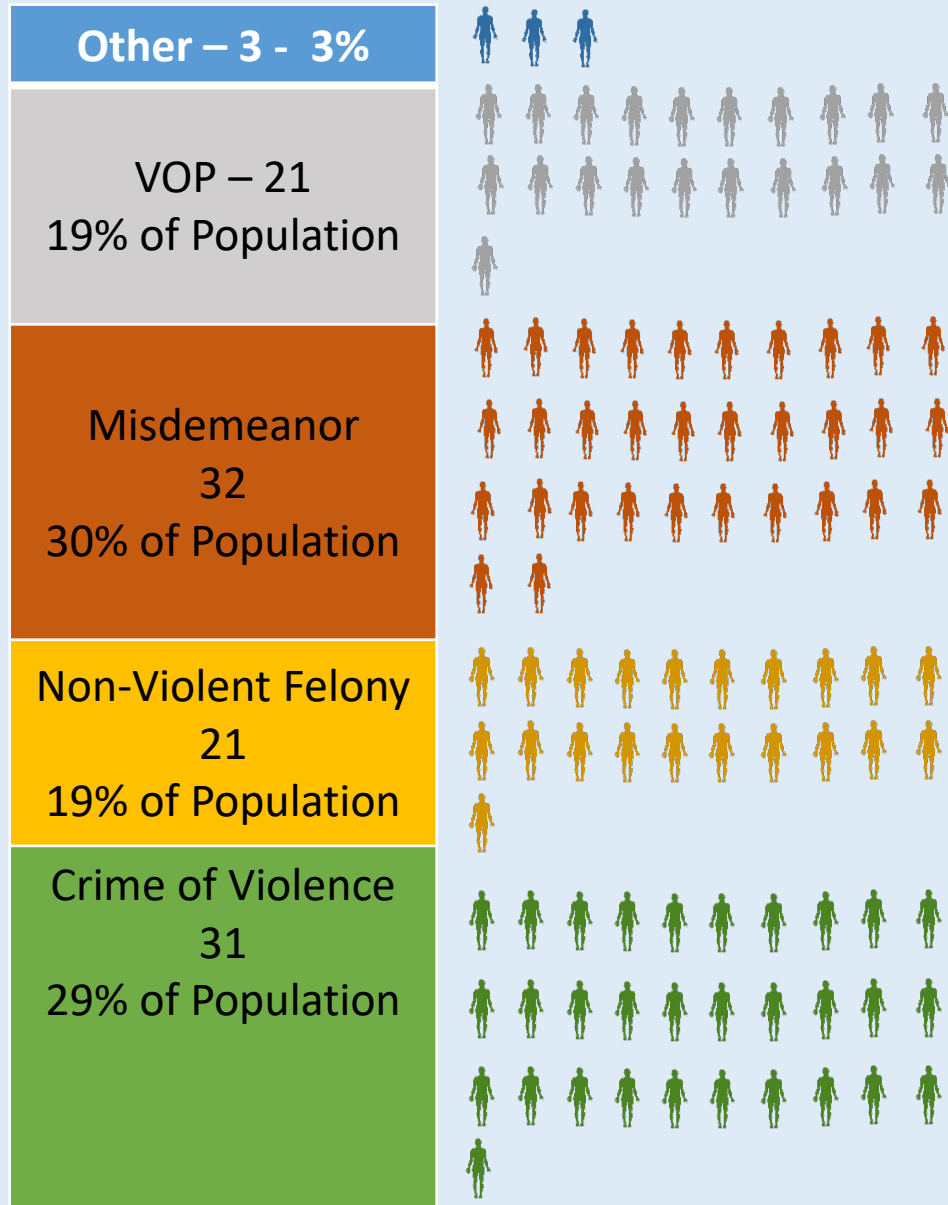
# Detention ADP Declined 46% Between February and July 2020

Detention Avg. Daily Population (ADP), July 2019-June 2020



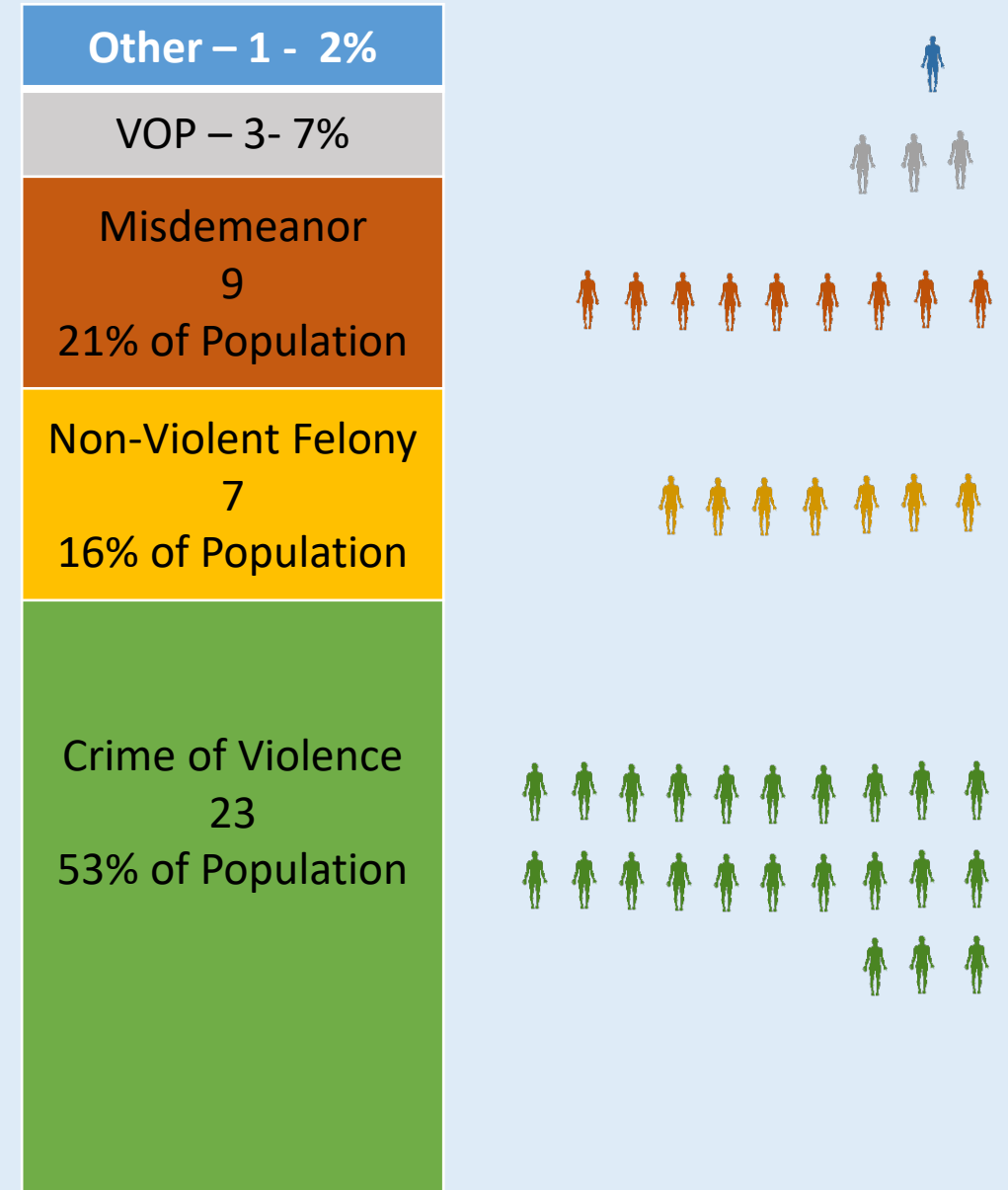
# March 3<sup>rd</sup> Statewide Detention Population

Total Juvenile Population - 108

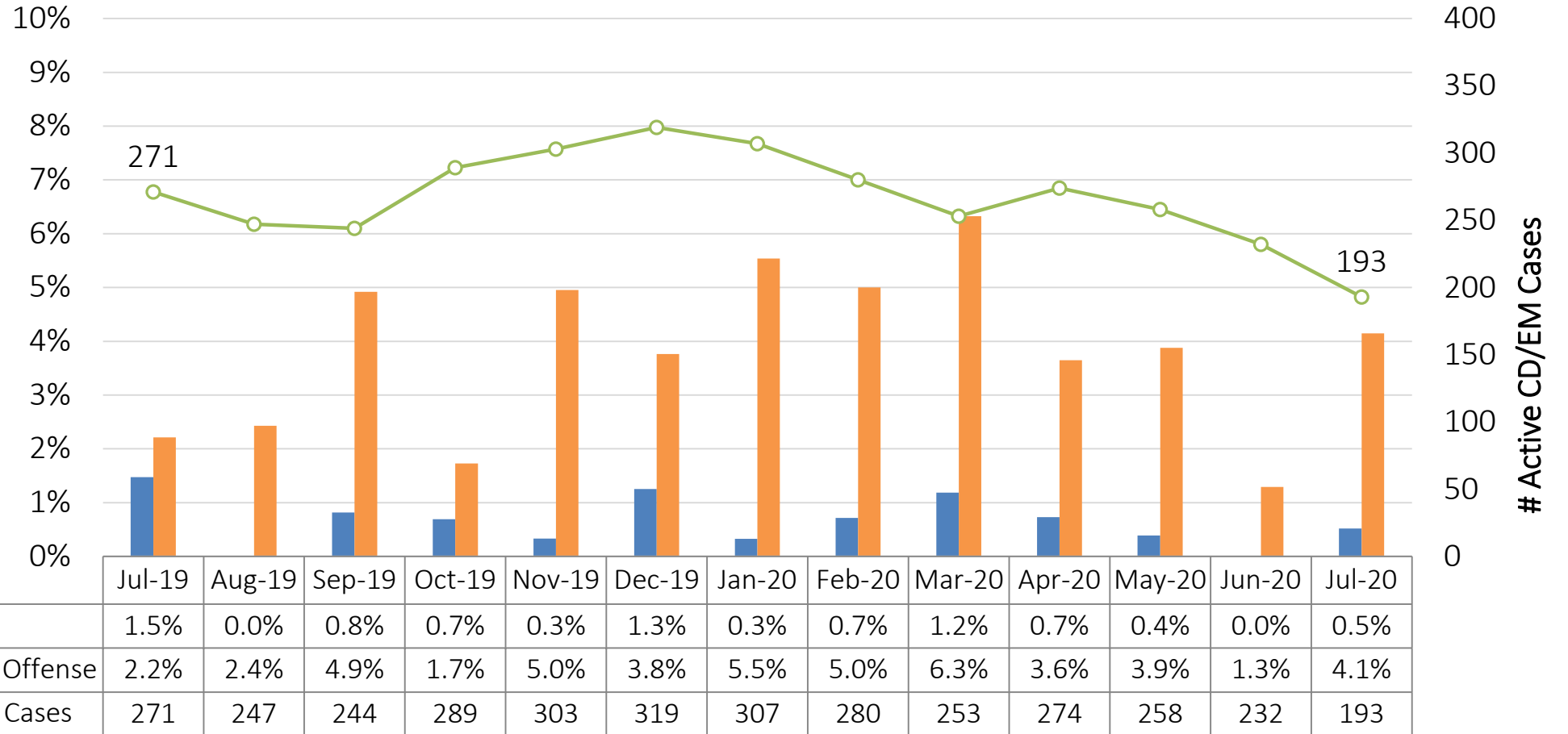


# July 31<sup>st</sup> Statewide Detention Population

Total Juvenile Detained Population - 43

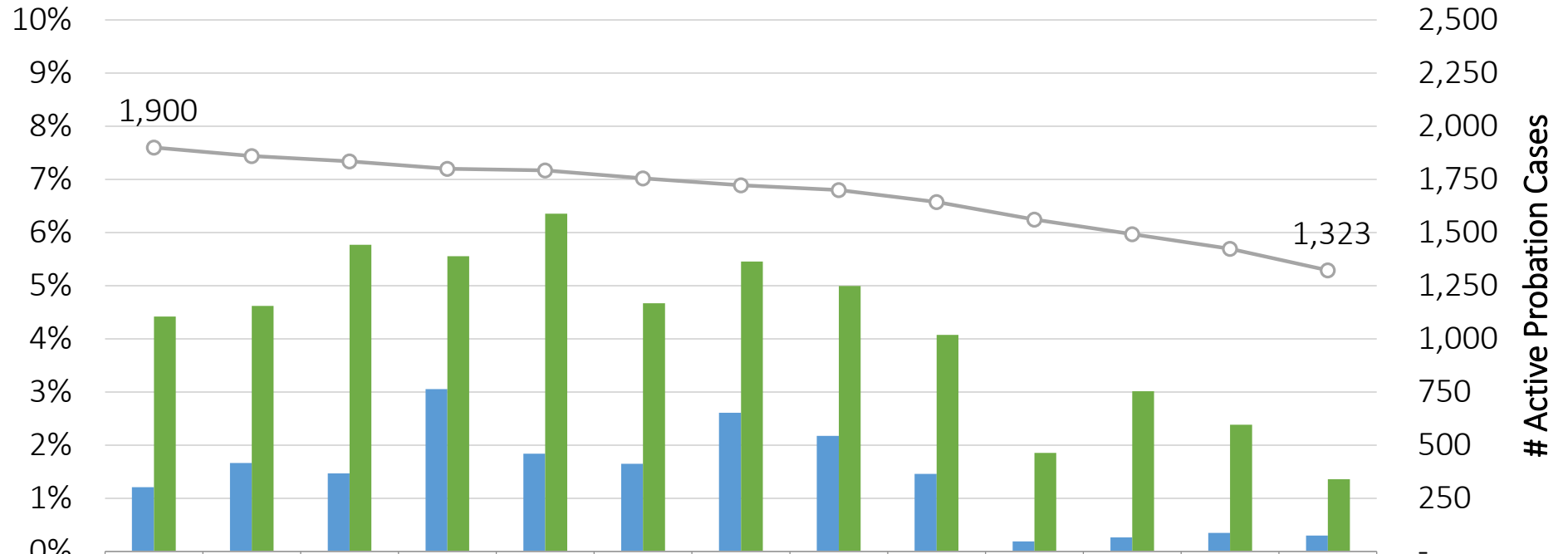


# Failure to Appear/New Offenses Decline Among CD-EM Cases





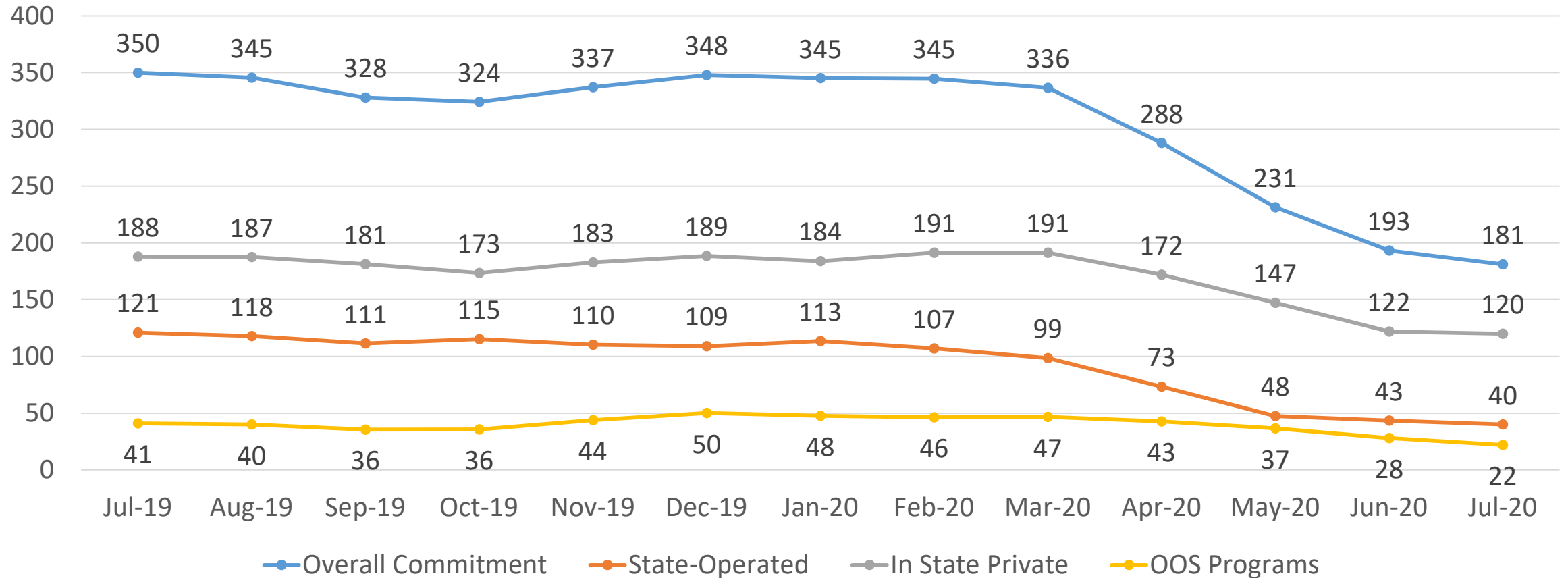
# Violations and Arrests Drop Among Active Probation Cases



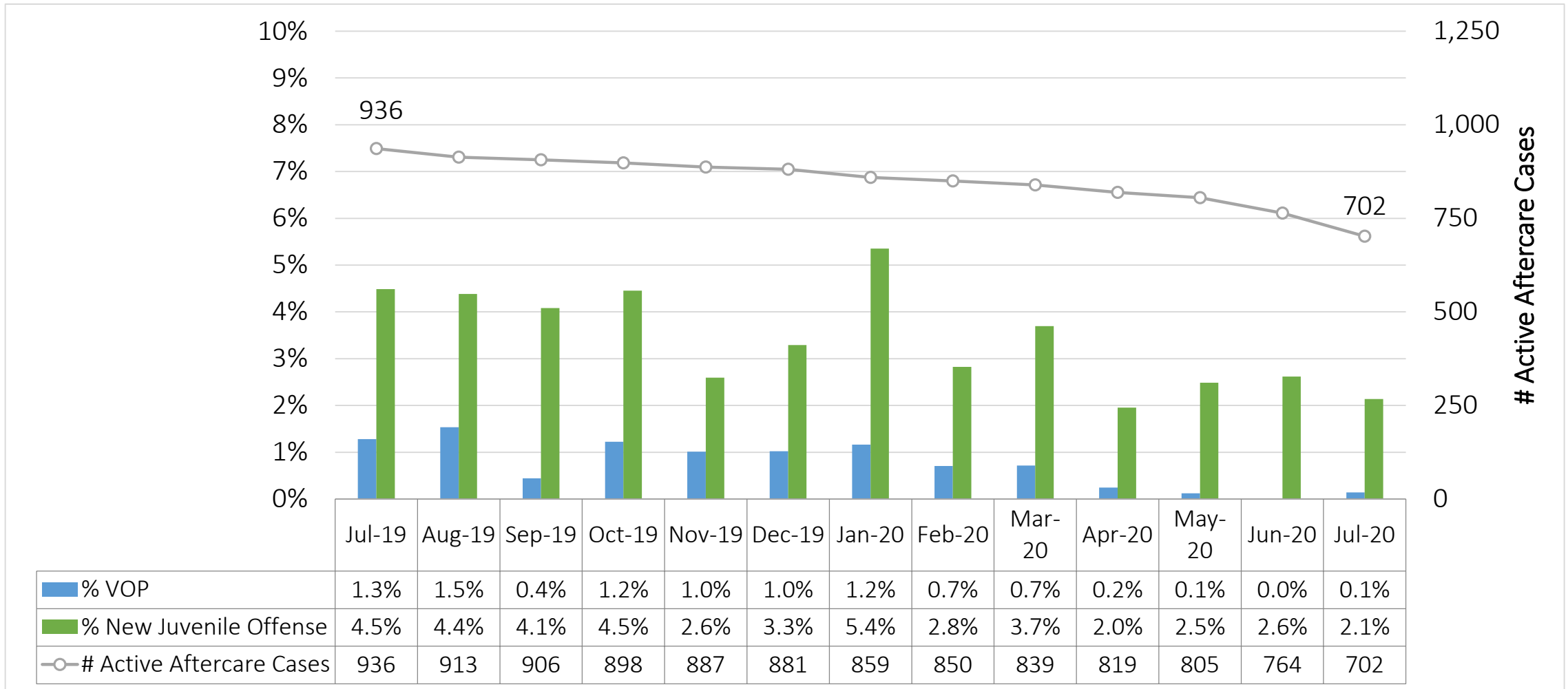
	Jul-19	Aug-19	Sep-19	Oct-19	Nov-19	Dec-19	Jan-20	Feb-20	Mar-20	Apr-20	May-20	Jun-20	Jul-20
<span style="color: blue;">■</span> % VOP	1.2%	1.7%	1.5%	3.1%	1.8%	1.7%	2.6%	2.2%	1.5%	0.2%	0.3%	0.4%	0.3%
<span style="color: green;">■</span> % New Juvenile Offense	4.4%	4.6%	5.8%	5.6%	6.4%	4.7%	5.5%	5.0%	4.1%	1.9%	3.0%	2.4%	1.4%
<span style="color: grey;">○</span> # Active Probation Cases	1,900	1,860	1,836	1,800	1,793	1,756	1,723	1,701	1,644	1,562	1,493	1,424	1,323

# Commitment ADP Down 48% Since Feb. 2020

Commitment ADP - Overall, DJS-Operated, and Private (In- and Out-of-State),  
July 2019-July 2020

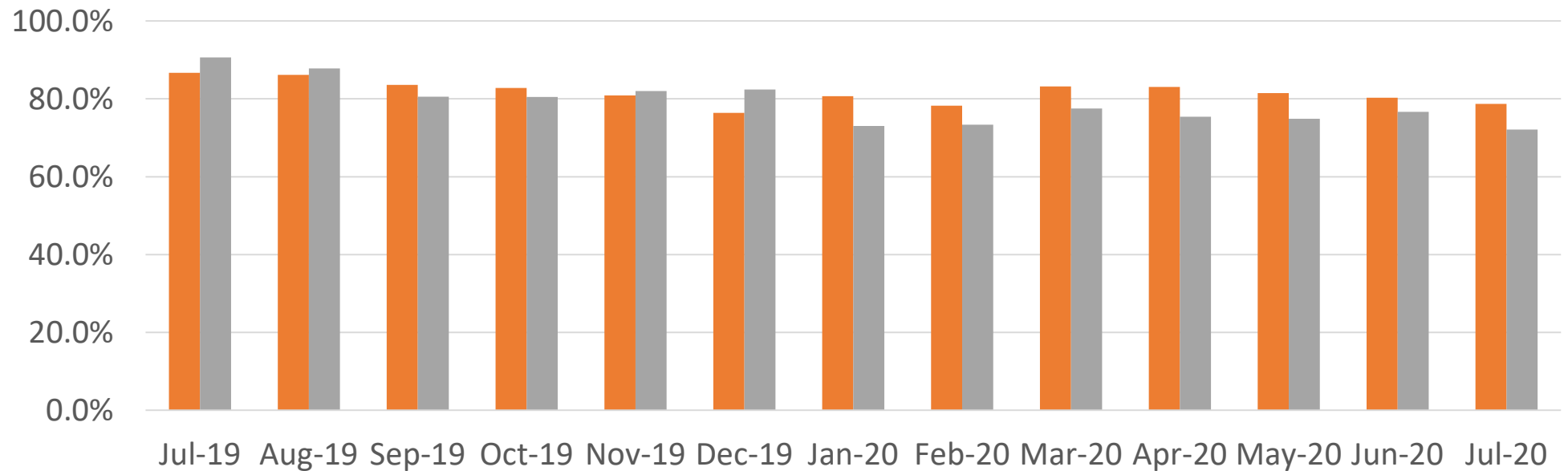


# Reentry From Commitment Cases Show Declines in Arrests/Violations of Probation



# Youth of Color Down Overall as Percent of Detention ADP

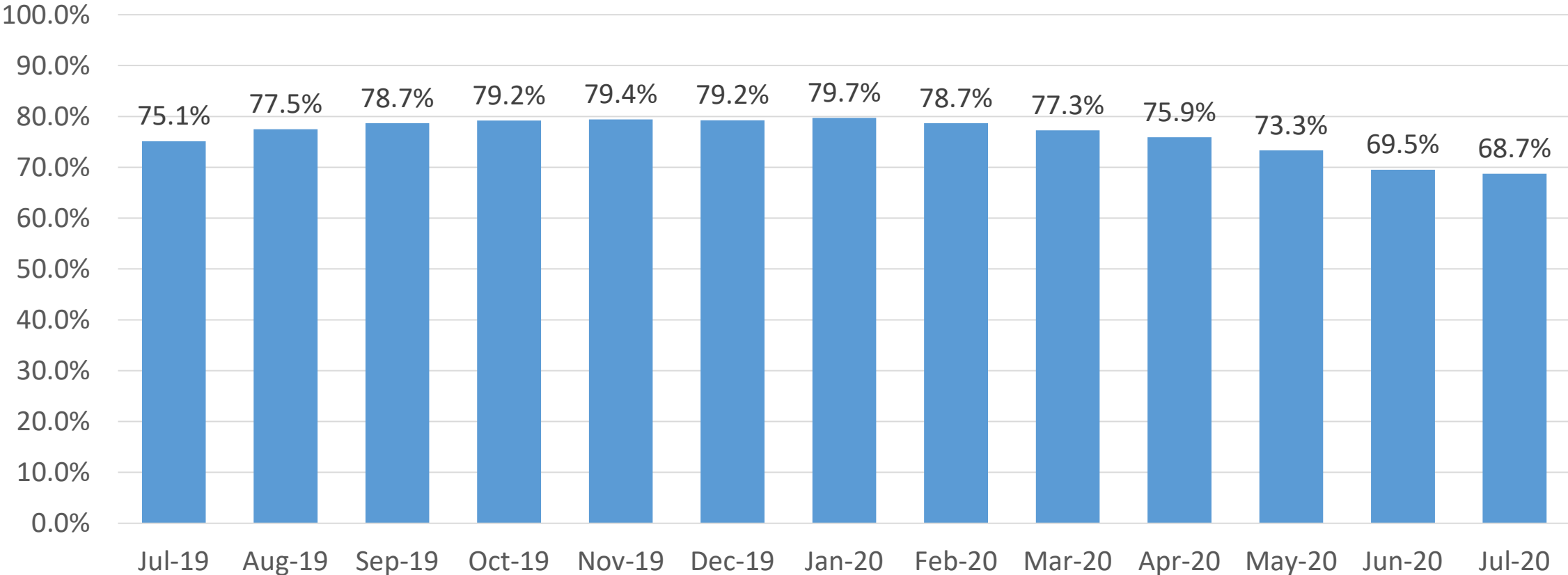
Percent YOC in Detention (Juvenile Pre-D, Pending Placement), July 2019-June 2020



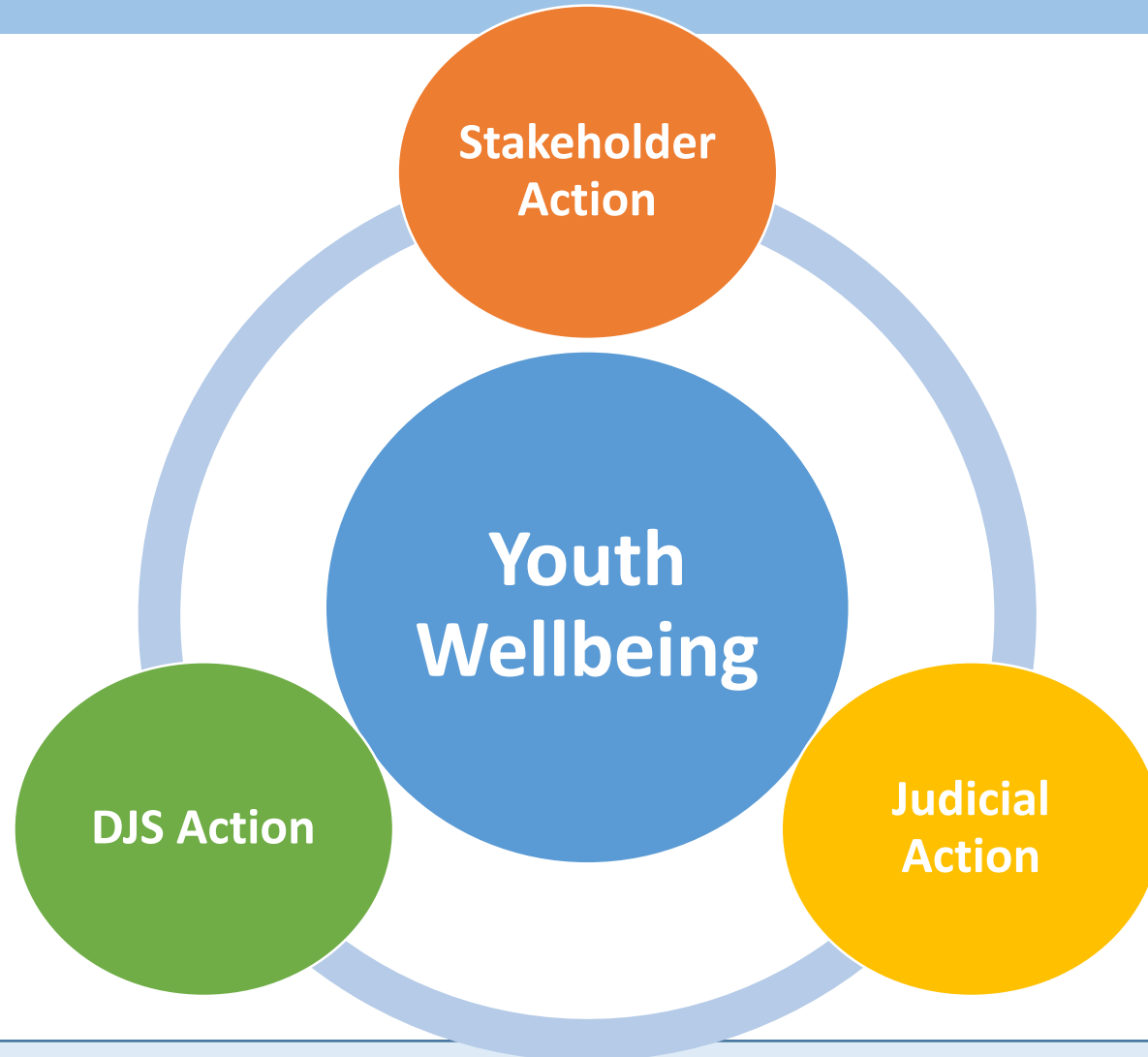
	Jul-19	Aug-19	Sep-19	Oct-19	Nov-19	Dec-19	Jan-20	Feb-20	Mar-20	Apr-20	May-20	Jun-20	Jul-20
Pre-D Detention YOC %	86.7%	86.1%	83.6%	82.8%	80.9%	76.4%	80.7%	78.3%	83.2%	83.0%	81.5%	80.3%	78.7%
Pending Placements YOC %	90.7%	87.8%	80.6%	80.5%	82.0%	82.4%	73.0%	73.4%	77.5%	75.4%	74.9%	76.7%	72.1%

# Proportion of Youth of Color in Commitment Facilities Declines 10 Points Since Feb. 2020

Proportion of Youth of Color (YOC) by Commitment Facility Type, July 2019-July 2020



# Factors Driving the Data



- ✓ **Prioritizing Health and Wellbeing of Young People**
- ✓ **Stakeholder Collaboration & Effective Communication**
- ✓ **DJS Weekly Reviews of All Incarcerated Young People**
- ✓ **OPD Motion & Chief Judge Administrative Order**

# COVID-19 Testing

## Testing of DJS Detained & Committed Populations

Test Symptomatic Youth

Test Prior to Transfer

Test at Admission

Test as Directed by Medical Team

## Testing of DJS Facility Staff

Universal Testing in Coordination with MDH

