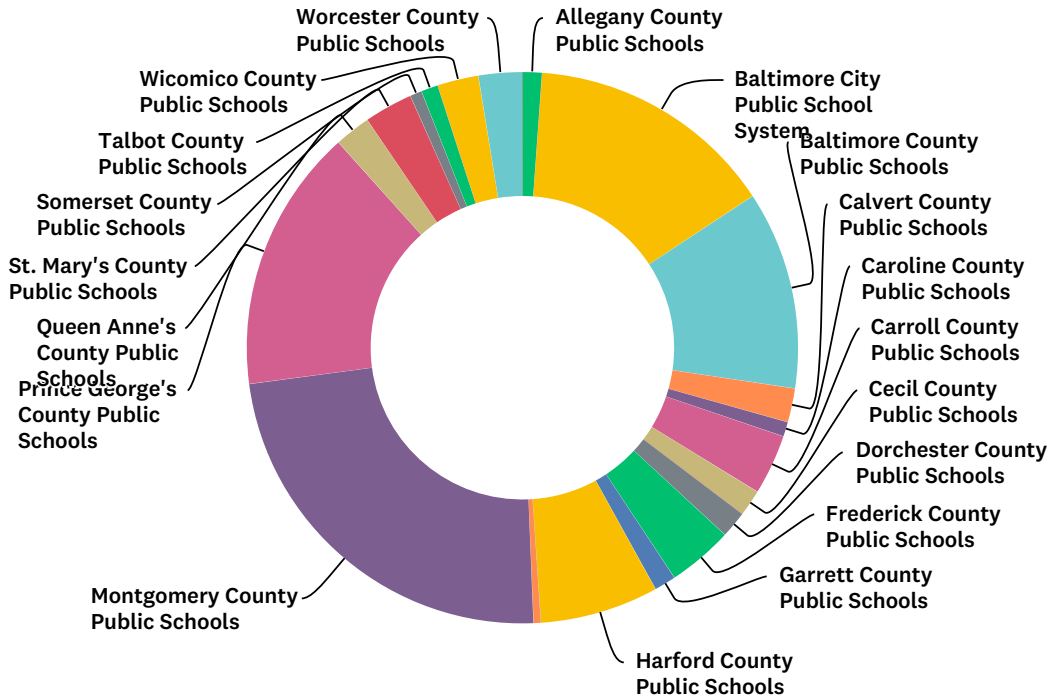


# Q1 In what local school system in MD do you teach?

Answered: 705 Skipped: 0



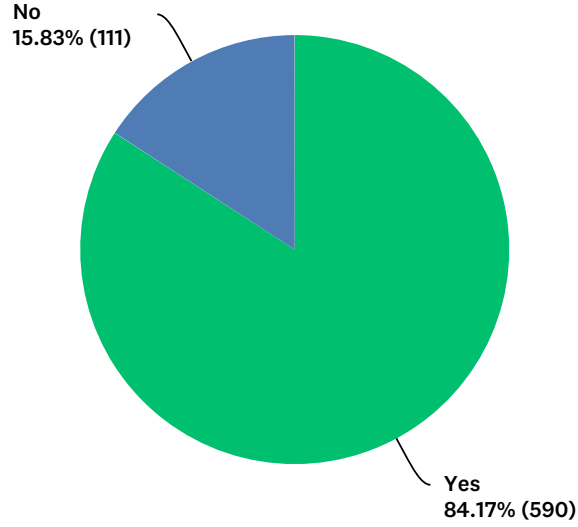
| ANSWER CHOICES                      | RESPONSES |     |
|-------------------------------------|-----------|-----|
| Allegany County Public Schools      | 1.13%     | 8   |
| Anne Arundel County Public Schools  | 0.00%     | 0   |
| Baltimore City Public School System | 14.61%    | 103 |
| Baltimore County Public Schools     | 11.63%    | 82  |
| Calvert County Public Schools       | 1.99%     | 14  |
| Caroline County Public Schools      | 0.85%     | 6   |
| Carroll County Public Schools       | 3.55%     | 25  |
| Cecil County Public Schools         | 1.56%     | 11  |
| Charles County Public Schools       | 0.00%     | 0   |
| Dorchester County Public Schools    | 1.56%     | 11  |
| Frederick County Public Schools     | 3.83%     | 27  |
| Garrett County Public Schools       | 1.28%     | 9   |
| Harford County Public Schools       | 6.95%     | 49  |
| Howard County Public Schools        | 0.00%     | 0   |

## 2015 MD R4K KRA Teacher Survey

|                                       |        |            |
|---------------------------------------|--------|------------|
| Kent County Public Schools            | 0.43%  | 3          |
| Montgomery County Public Schools      | 23.55% | 166        |
| Prince George's County Public Schools | 15.46% | 109        |
| Queen Anne's County Public Schools    | 2.13%  | 15         |
| St. Mary's County Public Schools      | 2.84%  | 20         |
| Somerset County Public Schools        | 0.71%  | 5          |
| Talbot County Public Schools          | 0.99%  | 7          |
| Washington County Public Schools      | 0.00%  | 0          |
| Wicomico County Public Schools        | 2.41%  | 17         |
| Worcester County Public Schools       | 2.55%  | 18         |
| Maryland School for the Deaf          | 0.00%  | 0          |
| Maryland School for the Blind         | 0.00%  | 0          |
| <b>TOTAL</b>                          |        | <b>705</b> |

### Q4 Did you have to administer any other assessments during the KRA assessment window?

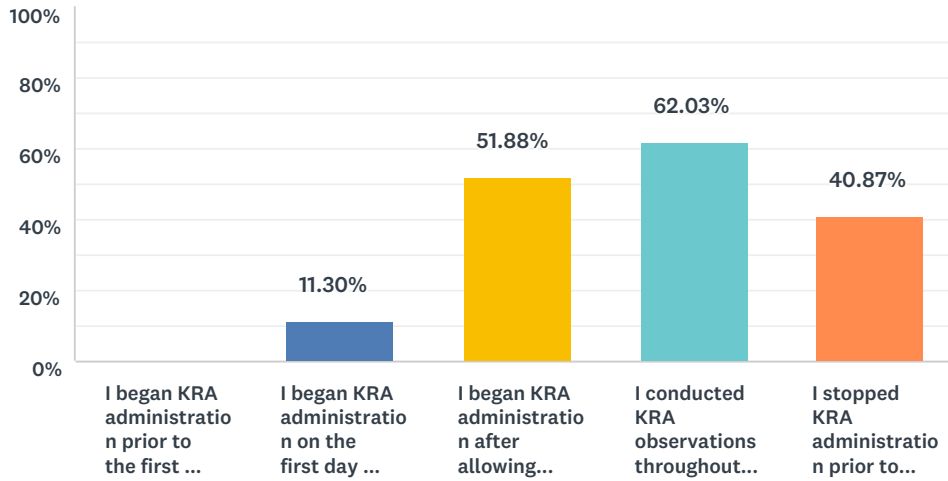
Answered: 701 Skipped: 4



| ANSWER CHOICES | RESPONSES |     |
|----------------|-----------|-----|
| Yes            | 84.17%    | 590 |
| No             | 15.83%    | 111 |
| TOTAL          |           | 701 |

Q5 When did you administer the KRA? Please select all that apply.

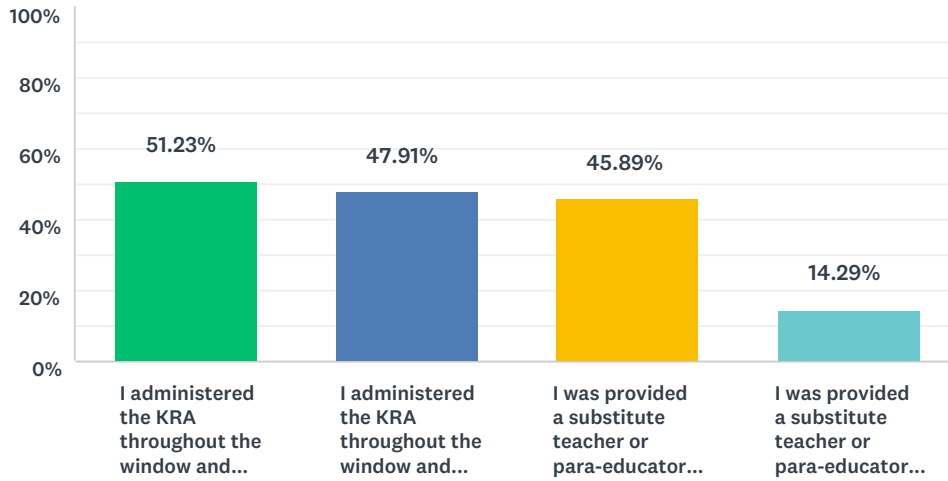
Answered: 690 Skipped: 15



| ANSWER CHOICES  | RESPONSES |     |
|---|-----------|-----|
| I began KRA administration prior to the first day of school.  | 0.00%     | 0   |
| I began KRA administration on the first day of school.  | 11.30%    | 78  |
| I began KRA administration after allowing students a week or two to learn routines.   | 51.88%    | 358 |
| I conducted KRA observations throughout the KRA administration window (start of school through the end of the assessment window).                     | 62.03%    | 428 |
| I stopped KRA administration prior to the end of the assessment window to allow for time to enter data into the Ready for Kindergarten Online System. | 40.87%    | 282 |
| Total Respondents: 690  |           |     |

Q6 How did you administer the KRA? Please select all that apply.

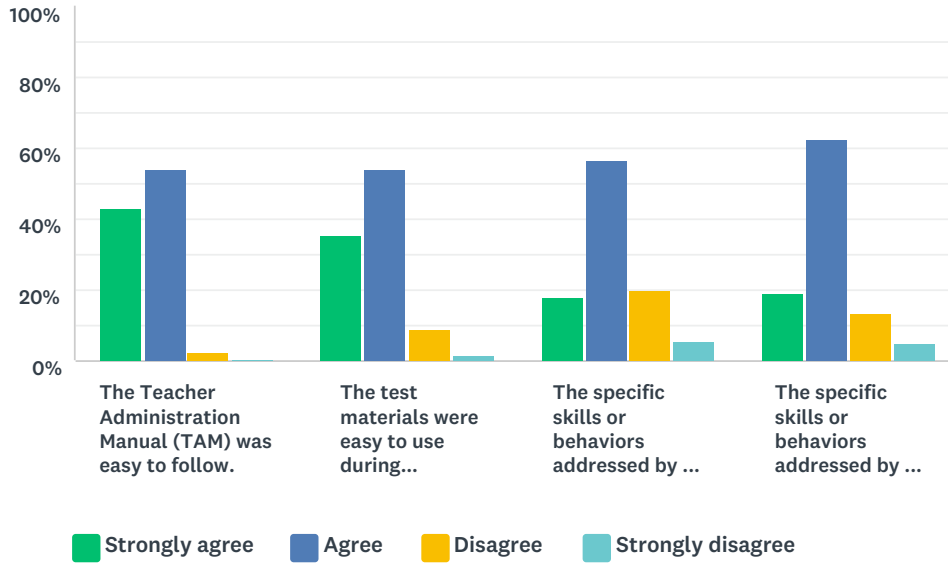
Answered: 693 Skipped: 12



| ANSWER CHOICES   | RESPONSES |     |
|--|-----------|-----|
| I administered the KRA throughout the window and entered data into the online system as it progressed.             | 51.23%    | 355 |
| I administered the KRA throughout the window and entered data into the online system at the end of administration. | 47.91%    | 332 |
| I was provided a substitute teacher or para-educator to cover instruction during KRA administration.               | 45.89%    | 318 |
| I was provided a substitute teacher or para-educator to support data entry.  | 14.29%    | 99  |
| Total Respondents: 693   |           |     |

### Q10 ASSESSMENT MATERIALS: Indicate your level of agreement with the following statements.

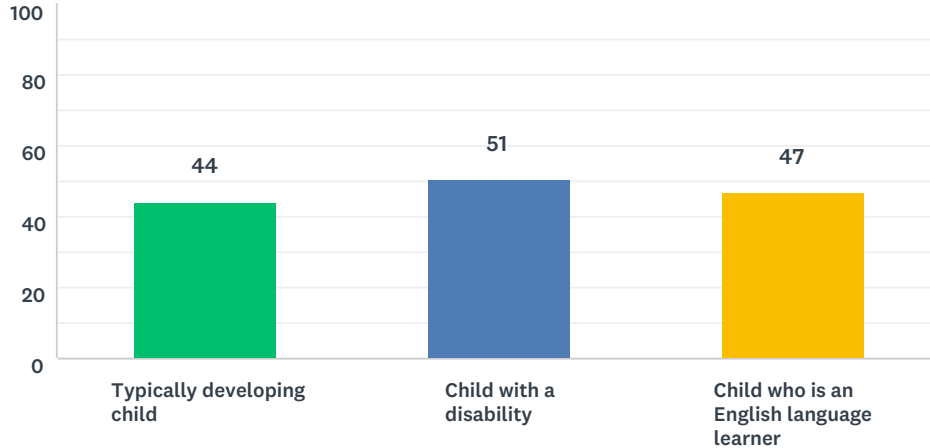
Answered: 704 Skipped: 1



|  | STRONGLY AGREE | AGREE         | DISAGREE      | STRONGLY DISAGREE | TOTAL |
|--|----------------|---------------|---------------|-------------------|-------|
| The Teacher Administration Manual (TAM) was easy to follow.  | 42.82%<br>301  | 54.20%<br>381 | 2.56%<br>18   | 0.43%<br>3        | 703   |
| The test materials were easy to use during administration.   | 35.44%<br>247  | 54.23%<br>378 | 8.75%<br>61   | 1.58%<br>11       | 697   |
| The specific skills or behaviors addressed by the assessment items align to classroom instruction.                     | 18.17%<br>127  | 56.37%<br>394 | 20.17%<br>141 | 5.29%<br>37       | 699   |
| The specific skills or behaviors addressed by the assessment items are appropriate for entering kindergarten students. | 18.97%<br>133  | 62.48%<br>438 | 13.69%<br>96  | 4.85%<br>34       | 701   |

**Q14 ADMINISTRATION TIME PER CHILD:**Please indicate, in number of minutes, the amount of time you needed for ADMINISTRATION per child, on average, for a:

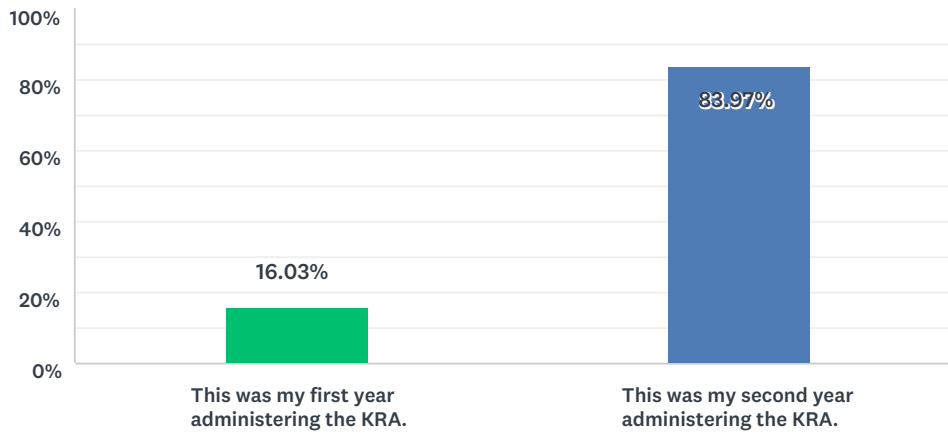
Answered: 705 Skipped: 0



| ANSWER CHOICES                           | AVERAGE NUMBER | TOTAL NUMBER | RESPONSES |
|--|----------------|--------------|-----------|
| Typically developing child               | 44             | 30,321       | 688       |
| Child with a disability                  | 51             | 28,969       | 571       |
| Child who is an English language learner | 47             | 26,529       | 562       |
| Total Respondents: 705                   |                |              |           |

### Q15 Was this your first year or second year administering the KRA?

Answered: 705 Skipped: 0

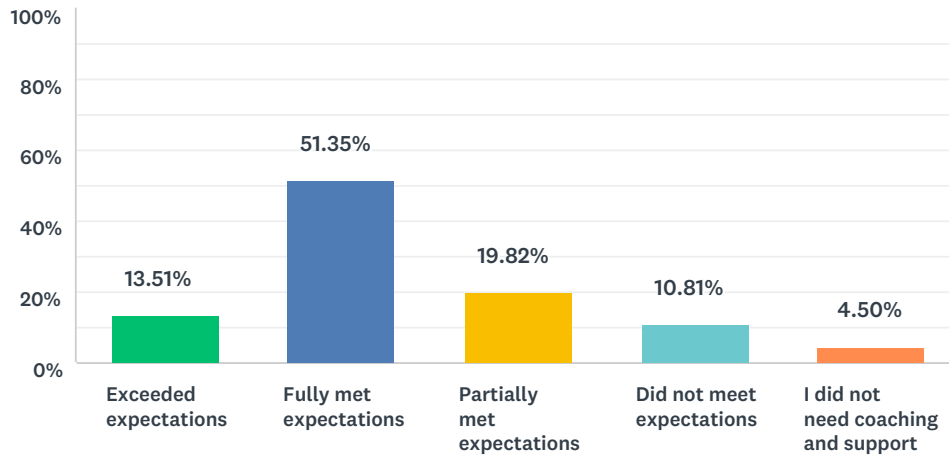


| ANSWER CHOICES                                 | RESPONSES |            |
|--|-----------|------------|
| This was my first year administering the KRA.  | 16.03%    | 113        |
| This was my second year administering the KRA. | 83.97%    | 592        |
| <b>TOTAL</b>                                   |           | <b>705</b> |



### Q17 Please indicate how well the coaching and support you received from your trainer met your expectations:

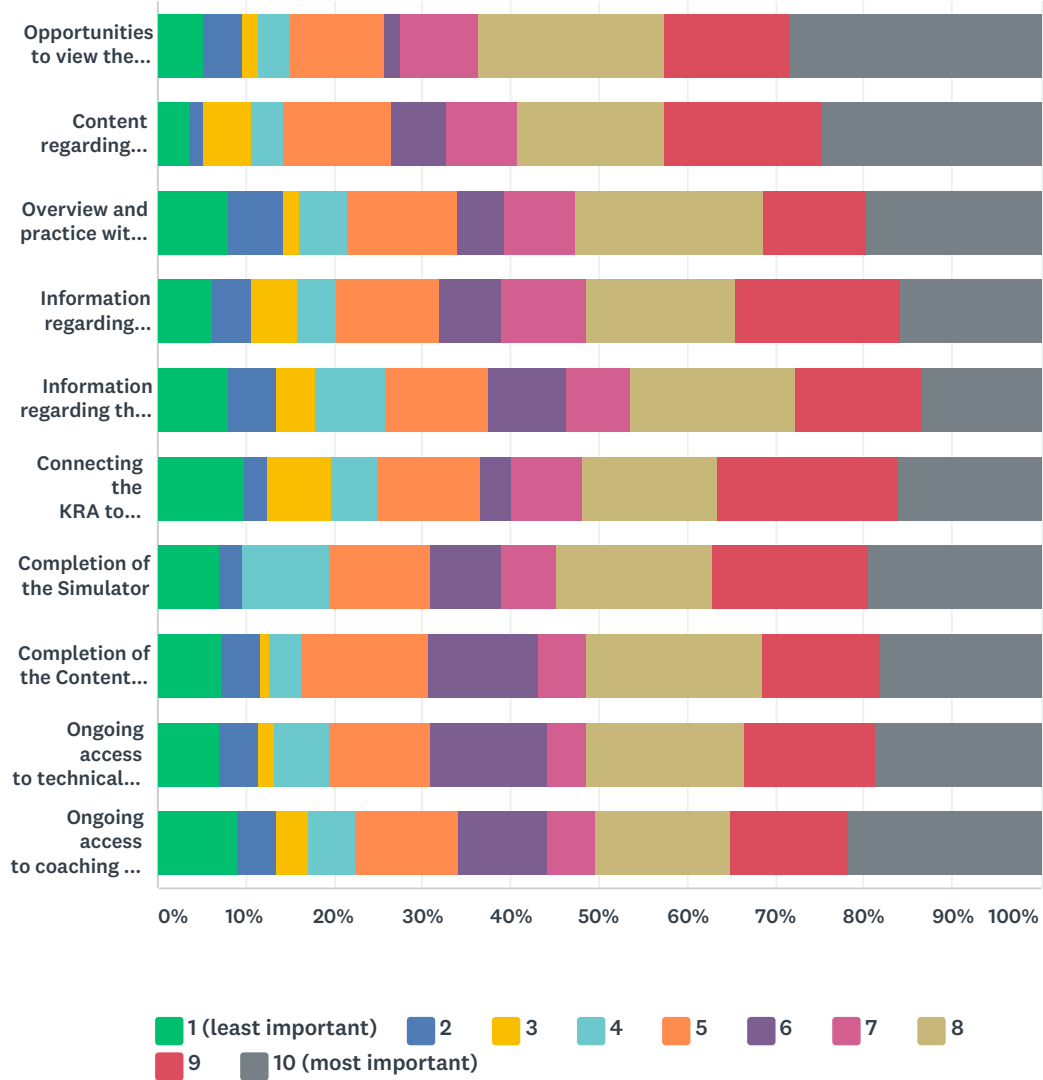
Answered: 111 Skipped: 594



| ANSWER CHOICES                      | RESPONSES |            |
|-------------------------------------|-----------|------------|
| Exceeded expectations               | 13.51%    | 15         |
| Fully met expectations              | 51.35%    | 57         |
| Partially met expectations          | 19.82%    | 22         |
| Did not meet expectations           | 10.81%    | 12         |
| I did not need coaching and support | 4.50%     | 5          |
| <b>TOTAL</b>                        |           | <b>111</b> |

### Q19 On a scale of 1 to 10, please indicate how HELPFUL specific training topics were for you in preparation for or during KRA administration.

Answered: 113 Skipped: 592



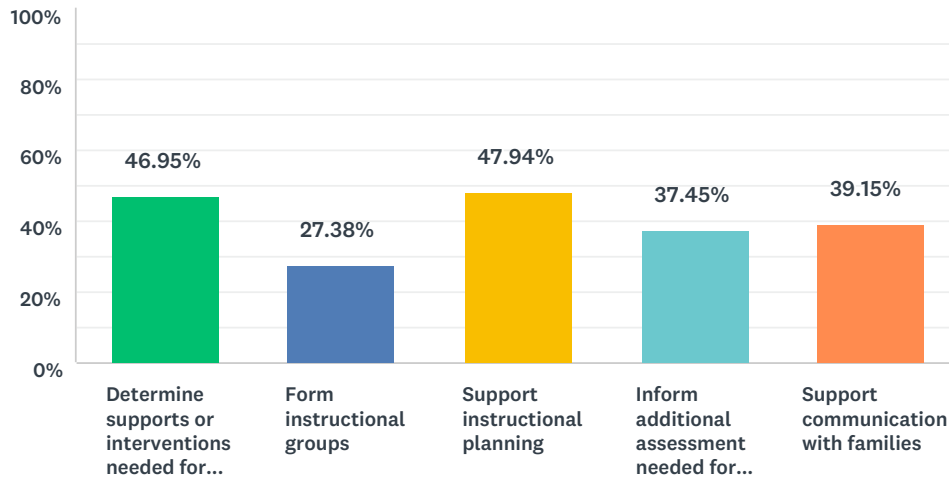
|   | 1 (LEAST IMPORTANT) | 2          | 3          | 4          | 5            | 6          | 7           | 8            | 9            | 10 (MOST IMPORTANT) | TOTAL |
|---|---------------------|------------|------------|------------|--------------|------------|-------------|--------------|--------------|---------------------|-------|
| Opportunities to view the Teacher Administration Manual | 5.31%<br>6          | 4.42%<br>5 | 1.77%<br>2 | 3.54%<br>4 | 10.62%<br>12 | 1.77%<br>2 | 8.85%<br>10 | 21.24%<br>24 | 14.16%<br>16 | 28.32%<br>32        | 113   |
| Content regarding observing children                    | 3.54%<br>4          | 1.77%<br>2 | 5.31%<br>6 | 3.54%<br>4 | 12.39%<br>14 | 6.19%<br>7 | 7.96%<br>9  | 16.81%<br>19 | 17.70%<br>20 | 24.78%<br>28        | 113   |

2015 MD R4K KRA Teacher Survey

|  |             |            |            |             |              |              |             |              |              |              |     |
|--|-------------|------------|------------|-------------|--------------|--------------|-------------|--------------|--------------|--------------|-----|
| Overview and practice with the Universally Designed Allowances   | 8.04%<br>9  | 6.25%<br>7 | 1.79%<br>2 | 5.36%<br>6  | 12.50%<br>14 | 5.36%<br>6   | 8.04%<br>9  | 21.43%<br>24 | 11.61%<br>13 | 19.64%<br>22 | 112 |
| Information regarding administering the KRA to children with disabilities and children who are English language learners | 6.19%<br>7  | 4.42%<br>5 | 5.31%<br>6 | 4.42%<br>5  | 11.50%<br>13 | 7.08%<br>8   | 9.73%<br>11 | 16.81%<br>19 | 18.58%<br>21 | 15.93%<br>18 | 113 |
| Information regarding the KRA domains  | 8.04%<br>9  | 5.36%<br>6 | 4.46%<br>5 | 8.04%<br>9  | 11.61%<br>13 | 8.93%<br>10  | 7.14%<br>8  | 18.75%<br>21 | 14.29%<br>16 | 13.39%<br>15 | 112 |
| Connecting the KRA to classroom practice   | 9.82%<br>11 | 2.68%<br>3 | 7.14%<br>8 | 5.36%<br>6  | 11.61%<br>13 | 3.57%<br>4   | 8.04%<br>9  | 15.18%<br>17 | 20.54%<br>23 | 16.07%<br>18 | 112 |
| Completion of the Simulator  | 7.08%<br>8  | 2.65%<br>3 | 0.00%<br>0 | 9.73%<br>11 | 11.50%<br>13 | 7.96%<br>9   | 6.19%<br>7  | 17.70%<br>20 | 17.70%<br>20 | 19.47%<br>22 | 113 |
| Completion of the Content Assessment   | 7.21%<br>8  | 4.50%<br>5 | 0.90%<br>1 | 3.60%<br>4  | 14.41%<br>16 | 12.61%<br>14 | 5.41%<br>6  | 19.82%<br>22 | 13.51%<br>15 | 18.02%<br>20 | 111 |
| Ongoing access to technical support (for Ready for Kindergarten Online system and KRA app)                               | 7.08%<br>8  | 4.42%<br>5 | 1.77%<br>2 | 6.19%<br>7  | 11.50%<br>13 | 13.27%<br>15 | 4.42%<br>5  | 17.70%<br>20 | 15.04%<br>17 | 18.58%<br>21 | 113 |
| Ongoing access to coaching and support   | 9.01%<br>10 | 4.50%<br>5 | 3.60%<br>4 | 5.41%<br>6  | 11.71%<br>13 | 9.91%<br>11  | 5.41%<br>6  | 15.32%<br>17 | 13.51%<br>15 | 21.62%<br>24 | 111 |

### Q25 In what ways have you or will you use results from the KRA? (Please select all that apply.)

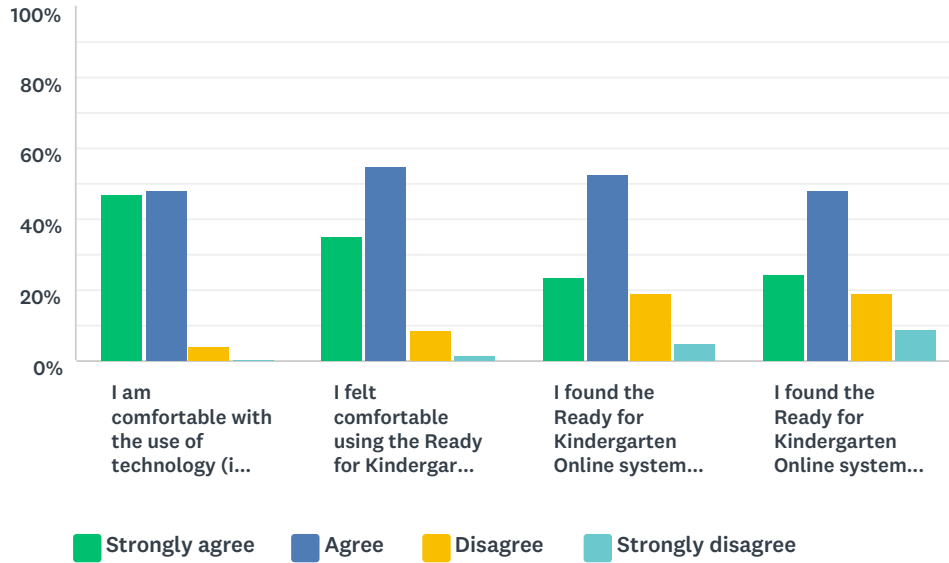
Answered: 705 Skipped: 0



| ANSWER CHOICES   | RESPONSES |     |
|--|-----------|-----|
| Determine supports or interventions needed for individual children | 46.95%    | 331 |
| Form instructional groups  | 27.38%    | 193 |
| Support instructional planning                                     | 47.94%    | 338 |
| Inform additional assessment needed for individual children        | 37.45%    | 264 |
| Support communication with families                                | 39.15%    | 276 |
| Total Respondents: 705   |           |     |

**Q35 READY FOR KINDERGARTEN ONLINE: Indicate level of agreement with the following statements regarding the use of Ready for Kindergarten Online to access instructional support and resources, the assessment, and complete data entry.**

Answered: 690 Skipped: 15



|  | STRONGLY AGREE | AGREE         | DISAGREE      | STRONGLY DISAGREE | TOTAL |
|--|----------------|---------------|---------------|-------------------|-------|
| I am comfortable with the use of technology (in general).                            | 47.25%<br>326  | 47.97%<br>331 | 4.20%<br>29   | 0.58%<br>4        | 690   |
| I felt comfortable using the Ready for Kindergarten Online system.                   | 34.94%<br>239  | 54.97%<br>376 | 8.48%<br>58   | 1.61%<br>11       | 684   |
| I found the Ready for Kindergarten Online system intuitive to use.                   | 23.56%<br>160  | 52.43%<br>356 | 19.00%<br>129 | 5.01%<br>34       | 679   |
| I found the Ready for Kindergarten Online system to be an efficient data entry tool. | 24.30%<br>166  | 47.88%<br>327 | 19.03%<br>130 | 8.78%<br>60       | 683   |